

RESOLUTION 2023-073

A RESOLUTION OF THE MAYOR AND CITY COUNCIL OF THE CITY OF SIERRA VISTA, COCHISE COUNTY, ARIZONA; REAFFIRMING SETTLED POLICY BY RECOMMENDING APPROVAL OF THE SUBMISSION OF THE PROGRAM YEAR 2022 CONSOLIDATED ANNUAL PERFORMANCE EVALUATION REPORT; AND AUTHORIZING AND DIRECTING THE CITY MANAGER, CITY CLERK, CITY ATTORNEY OR THEIR DULY AUTHORIZED OFFICERS AND AGENTS TO TAKE ALL STEPS NECESSARY TO CARRY OUT THE PURPOSES AND INTENT OF THIS RESOLUTION

WHEREAS, the City of Sierra Vista obtains Community Development Block Grant (CDBG) funding directly from the Department of Housing and Urban Development (HUD); and

WHEREAS, HUD requires participating jurisdictions prepare a Consolidated Annual Performance Evaluation Report (CAPER) to fulfill the HUD requirements;

WHEREAS, the Council requires the public be allowed to comment on the CAPER prior to submitting the CAPER to HUD; and

WHEREAS, to fulfill the spirit of the CAPER regulations, Council has allowed for a 15-day review period, received copies of all comments, allowed for public comments before Council, and requested changes to the draft CAPER prior to approving the CAPER for submission.

NOW THEREFORE, BE IT RESOLVED BY THE MAYOR AND CITY COUNCIL OF THE CITY OF SIERRA VISTA, ARIZONA AS FOLLOWS:

SECTION 1

That the City of Sierra Vista desires to continue receiving CDBG funding directly from HUD.

SECTION 2

The City approves the submission of the Program Year 2022 CAPER to HUD.

SECTION 3


That the City Manager, City Clerk, City Attorney, or their duly authorized officers and agent are hereby authorized and directed to take all steps necessary to carry out the purposes and intent of this Resolution.

PASSED AND ADOPTED BY THE MAYOR AND CITY COUNCIL OF THE CITY OF SIERRA VISTA, ARIZONA, THIS 28TH DAY OF SEPTEMBER 2023.




CLEA McCOAA II
MAYOR

ATTEST:



JILL ADAMS
CITY CLERK

APPROVED AS TO FORM:



NATHAN J. WILLIAMS
CITY ATTORNEY

Prepared by:
Matt McLachlan, AICP
Director of Community Development



CITY OF SIERRA VISTA, ARIZONA

**PROGRAM YEAR 2022
CONSOLIDATED ANNUAL PERFORMANCE &
EVALUATION REPORT (CAPER)
CDBG PROGRAM**

City of Sierra Vista
1011 N. Coronado Drive
Sierra Vista, AZ 85635
EIN #: 86-6005496

Reporting Period:
July 1, 2022– June 30, 2023

Prepared by:
Matt McLachlan, AICP, Director
Department of Community Development
Matt.McLachlan@SierraVistaAZ.gov
(520) 417-4413

TABLE OF CONTENTS

CR-05	Goals and Outcomes	1
CR-10	Racial and Ethnic Composition of Families Assisted	4
CR-15	Resources and Investments	4
CR-20	Affordable Housing	6
CR-25	Homeless and Other Special Needs	7
CR-30	Public Housing	9
CR-35	Other Actions	10
CR-40	Monitoring	13

APPENDIX

IDIS Reports	17
--------------	----

CR-05 - Goals and Outcomes

Progress the jurisdiction has made in carrying out its strategic plan and its action plan.

91.520(a)

This could be an overview that includes major initiatives and highlights that were proposed and executed throughout the program year.

The City of Sierra Vista (City) receives an annual entitlement allocation of Community Development Block Grant (CDBG) funds from the U.S. Department of Housing and Urban Development (HUD). This Consolidated Annual Performance Evaluation Report (CAPER) reviews the CDBG Program funded activities undertaken by the City. The City's program year (PY) 2022 CAPER covers the period of July 1, 2022, to June 30, 2023. The CAPER also provides an overview of the City's efforts and accomplishments in addressing its identified housing and community development needs and priorities during the PY 2022. The CAPER is designed to report on the progress in carrying out the Annual Action Plan. The CAPER is also designed to provide the jurisdiction an opportunity to assess its annual performance in relationship to meeting its overall Five-Year Consolidated Plan priorities and objectives and to discuss what actions or changes it contemplates because of its performance.

The PY 2022 CAPER evaluates the progress towards achieving the goals and strategies established in the City's 2019-2023 Consolidated Plan and PY 2022 Annual Action Plan. The CDBG funded activities are programmed to address the public infrastructure, human service, and employment needs of low and moderate-income households in our community, as outlined in CR-05 Goals and Outcomes, identifying the adopted Priority Needs, including specific measures of progress and numeric five-year goals as established for each strategy. As described in this report, the CDBG funds that were expended during PY 2022 primarily benefited low and moderate-income residents and lower income communities within the jurisdiction.

A notice of availability regarding this CAPER was published in the Sierra Vista Herald newspaper on September 10, 2023. The notice provides for a 15-day comment period beginning on September 11, 2023 and ending on September 25, 2023, and the meeting details for the scheduled public hearing on September 28, 2023. The ad referenced equal opportunities and the availability of reasonable accommodations for non-English speaking persons and persons with disabilities. The CAPER was also published on the City's website for review and comment. No citizen comments were received on the CAPER.

Comparison of the proposed versus actual outcomes for each outcome measure submitted with the consolidated plan and explain, if applicable, why progress was not made toward meeting goals and objectives. 91.520(g)

Categories, priority levels, funding sources and amounts, outcomes/objectives, goal outcome indicators, units of measure, targets, actual outcomes/outputs, and percentage completed for each of the grantee’s program year goals.

Goal	Category	Source / Amount	Indicator	Unit of Measure	Expected – Strategic Plan	Actual – Strategic Plan	Percent Complete	Expected – Program Year	Actual – Program Year	Percent Complete
Administration/ Planning	Program Administration	CDBG: \$9,305.82	Other	Other	1	1	100.0%			
Economic Development	Special Economic Development For-Profit Businesses; Microenterprise Development	CDBG: \$86,050.00	Businesses assisted	Businesses Assisted	11	11	100.0%			
Fair Housing	Fair Housing	CDBG: \$0	Other	Other						
Housing Rehabilitation and Services	Affordable Housing	CDBG: \$75,000	Homeowner Housing Rehabilitated	Household Housing Unit	10	0	0.0%	3	7	233.3%
Neighborhood Stabilization	Non-Housing Community Development	CDBG: \$0	Buildings Demolished	Buildings	5	9	180.0%	0	2	
Provision of Needed Services	Homeless Non-Homeless Special Needs Non-Housing Community Development	CDBG: \$15000 CDBG-CV: \$390,407	Public Facility or Infrastructure Activities other than Low/Moderate Income Housing Benefit	Persons Assisted	4755	5351	0.0%	662	1126	58.8%
Public Infrastructure/ Facility Improvements	Non-Housing Community Development	CDBG: \$704,355.89	Public Facility or Infrastructure Activities other than Low/Moderate Income Housing Benefit	Persons Assisted	10000	5162	75.2%	2465	1195	48.5%

Table 1 - Accomplishments – Program Year & Strategic Plan to Date

Assess how the jurisdiction's use of funds, particularly CDBG, addresses the priorities and specific objectives identified in the plan, giving special attention to the highest priority activities identified.

The City has made significant progress in implementing CDBG activities in accordance with the Five-Year Consolidated Plan for Program Years 2019-2023. The City is in full compliance with HUD regulations and carries out projects in a timely manner to meet required performance objectives.

All activities completed and in progress during the PY 2022 program year were consistent with the needs identified in the City's Consolidated Plan and corresponding Action Plans. In total, \$173,636.12 in CDBG funds were expended for the projects and activities as follows:

- **Emergency Crisis Fund (\$77,209):** The United Way of Sierra Vista and Cochise County, Inc. distributed the third and final round of CDBG-CV funds through area non-profits for rental payment assistance (\$37,927); utility payment assistance (\$21,927); food assistance (\$3,398.93); Community Connect events (\$6,248.96); and administration (\$1,161.98).
- **St. Vincent De Paul Parking Lot Expansion (\$14,828.38):** The City completed the design, procurement, and construction of the parking lot expansion project to provide barrier free access to the food bank and conference offices where clients meet with case workers.
- **Good Neighbor Alliance Kitchen Remodel Project (\$17,999):** The City completed the replacement of cabinets and countertops at the GNA Emergency Shelter. The kitchen had not been remodeled since 2005 and was falling apart.
- **Emergency Home Repairs (\$62,437.76):** The City completed emergency repairs including accessibility modifications assisting seven low-income homeowners.
- **Program Administration (\$1,161.98).** Expenses associated with program administration include costs for legal advertisements and conducting environmental reviews.

Funding allocated for improvements at Solider Creek Park are being carried over to the next program year. The specifications for the slide component are complete and the project is expected to be finished by the end of 2023.

CR-10 - Racial and Ethnic composition of families assisted

Describe the families assisted (including the racial and ethnic status of families assisted).

91.520(a)

	CDBG
White	962
Black or African American	206
Asian	36
American Indian or American Native	48
Native Hawaiian or Other Pacific Islander	31
Total	1,283
Hispanic	230
Not Hispanic	1,053

Table 2 – Table of assistance to racial and ethnic populations by source of funds

Narrative

All local jurisdictions that receive CDBG funding must maintain data on the extent to which each racial and ethnic group have applied for, participated in, or benefited from any program or activity receiving CDBG funding. The chart documents the beneficiaries from the public service activities carried out by the United Way of Sierra Vista and Cochise County, Inc. through the Emergency Crisis Fund established using third round allocation of CDBG-CV funding. Also included are the number and breakdown of guests who stayed at the GNA Emergency Shelter during PY 22. It is acknowledged that the kitchen remodel project will also benefit future clients in the years to come.

CR-15 - Resources and Investments 91.520(a)

Identify the resources made available

Source of Funds	Source	Resources Made Available	Amount Expended During Program Year
CDBG	public - federal	413,654	173,636
Other	public - federal	0	

Table 3 - Resources Made Available

Identify the geographic distribution and location of investments

Target Area	Planned Percentage of Allocation	Actual Percentage of Allocation	Narrative Description
Citywide	10	91	Benefit low/mod and all residnets
Low/Mod Neighborhoods	90	9	Focus on Needs of Low/Mod Areas

Table 4 – Identify the geographic distribution and location of investments

Narrative

The City was able to use its CDBG funds to meet the needs of the community. Funds expended during the program year included reprogrammed prior year funds and funds awarded to activities in prior years that were not expended until this program year. As a result, funds expended do not equal funds received during this program year. All funding was used on activities that benefit low to moderate income clientele. The Soldier Creek Park Improvement Project will be carried out in PY 2023 to provide a low to moderate income area benefit.

Leveraging

Explain how federal funds leveraged additional resources (private, state and local funds), including a description of how matching requirements were satisfied, as well as how any publicly owned land or property located within the jurisdiction that were used to address the needs identified in the plan.

HUD allows a maximum of 20 percent of the annual CDBG allocation to be used for program administration. In PY 22, the City expended \$1,161.98 or 0.5% of the total annual grant amount that was awarded. The City used its general fund to cover all other associated program administration cost. Based on the PY 22 CDBG award of \$252,172, the City could have charged up to \$50,434.40 towards its staffing cost based on the manhours and wages associated with carrying out the programs and associated activities. Instead, the Mayor and the City Council chose to maximize the use of CDBG funds for eligible projects. Moreover, the City used general funds for conducting code enforcement and carrying out abatements in CDBG target areas including the demolition of two dilapidated units.

CR-20 - Affordable Housing 91.520(b)

Evaluation of the jurisdiction's progress in providing affordable housing, including the number and types of families served, the number of extremely low-income, low-income, moderate-income, and middle-income persons served.

	One-Year Goal	Actual
Number of Homeless households to be provided affordable housing units	0	0
Number of Non-Homeless households to be provided affordable housing units	0	0
Number of Special-Needs households to be provided affordable housing units	0	0
Total	0	0

Table 5 – Number of Households

	One-Year Goal	Actual
Number of households supported through Rental Assistance	0	0
Number of households supported through The Production of New Units	0	0
Number of households supported through Rehab of Existing Units	3	7
Number of households supported through Acquisition of Existing Units	0	0
Total	3	7

Table 6 – Number of Households Supported

Discuss the difference between goals and outcomes and problems encountered in meeting these goals.

At the outset of the emergency home repair program, the City struggled to find local contractors willing to bid on the repair work. The City's procurement staff proactively contacted local firms and held bid training for SACA members. After no response, the City's procurement staff searched for a cooperative contract on which the City could piggyback. The City of Tucson had a cooperative contract for job order contracting. A-5 was one of the awardees and the City selected A-5 because their contract included the required federal bidding documents. Other problems encountered include homeowners needing repairs beyond the scope of the program and budget limitations (the maximum budget award per project is \$10,000).

Discuss how these outcomes will impact future annual action plans.

Given the rise in labor and material cost, the City may need to adjust the emergency home repair program guidelines to increase the allowable budget cap per project for certain repair if funded in the future.

Include the number of extremely low-income, low-income, and moderate-income persons served by each activity where information on income by family size is required to determine the eligibility of the activity.

Number of Households Served	CDBG Actual	HOME Actual
Extremely Low-income	780	0
Low-income	280	0
Moderate-income	45	0
Total	1,105	0

Table 7 – Number of Households Served

CR-25 - Homeless and Other Special Needs 91.220(d, e); 91.320(d, e); 91.520(c)
Evaluate the jurisdiction’s progress in meeting its specific objectives for reducing and ending homelessness through:

Reaching out to homeless persons (especially unsheltered persons) and assessing their individual needs

Reaching out to homeless persons and assessing their individual needs in the community is a collaborative effort comprising numerous individuals, agencies, and organizations. The City of Sierra Vista coordinates with the Cochise County Coalition on Ending Chronic Homelessness - a committee of the State of Arizona Balance of State Continuum of Care. Through the Coalition, the City coordinates with a network of partner agencies. By sharing information and resources, the agencies that comprise the Coalition can maximize their efficiency and effectiveness in preventing homelessness, outreach to the homeless and in restoring homeless people to housing. The Coalition is encouraged by a federal funding requirement that community agencies work together to address the full continuum of causes, consequences, and solutions to homelessness. The member agencies collaborate in planning and carrying out strategies to end homelessness.

GNA has a contract with the Arizona Department of Housing for rapid rehousing and eviction prevention to aid homeless (not chronic) with short-term financial assistance for rent and move in deposits. Within Cochise County, several organizations provide permanent supportive housing or rapid re-housing. These include the American Red Cross, Community Partnership of Southern Arizona, and the Southern Arizona VA Health Care System (VASH Cochise).

GNA also has the Projects for Assistance in Transition from Homelessness (PATH) contract to identify chronically homeless who are seriously mentally ill throughout Cochise County and provide needed

assistance. The Emergency Crisis Fund was used to increase the hours of the outreach specialists to locate homeless camps and individuals on a more routine basis. The PATH team also oversees the day shower program which is offered three days weekly. During the program year, GNA was able to increase the hours the shower program is offered from two hours to three hours which was the norm prior to the reduction. Emergency Crisis Funds were also used to replace washers and dryers at the emergency shelter that were inoperable or in disrepair with commercial grade machines to improve sanitation during the pandemic.

Addressing the emergency shelter and transitional housing needs of homeless persons

The Samaritan Station Shelter serves as the City's emergency shelter with 22 beds for men, women, families with children and veterans. Good Neighbor Alliance (GNA), a local non-profit, has operated the shelter since 2003. GNA restricts people with pets or substance abuse issues from staying at the shelter. Shelter residents are assigned a case manager, so they can be connected to a behavioral health provider or employment assistance if needed. During the pandemic, the shelter has reduced shelter capacity to provide for adequate separation. According to the Program Supervisor, the biggest challenge is financial sustainability due to the shelter being donation based.

Good Neighbor Alliance provides a cold breakfast and hot dinner meal for the shelter guests seven days per week for upwards of 30 people (varies according to family participants) as well as Monday, Wednesday and Friday Shower program participants that average at least 10 participants per day. They also offer meals to those newly housed Rapid Rehousing program participants for the first two weeks, as well as residents that have been identified as being on the edge of homelessness. The kitchen hasn't been remodeled since 2005 and was falling apart. In PY 22, CDBG funds were used to replace the cabinets, drawers, and installing new granite countertops.

Helping low-income individuals and families avoid becoming homeless, especially extremely low-income individuals and families and those who are: likely to become homeless after being discharged from publicly funded institutions and systems of care (such as health care facilities, mental health facilities, foster care and other youth facilities, and corrections programs and institutions); and, receiving assistance from public or private agencies that address housing, health, social services, employment, education, or youth needs

During Summer 2020, Community Development staff interviewed non-profit and government agency staff to determine gaps in service or needed resources to address the needs of persons experiencing a crisis and/or homelessness more effectively. A key finding was the geographic dispersal of resources throughout the community can make navigating and accessing needed services challenging. Staff coordinated with the Cochise Coalition on Ending Chronic Homelessness (a subcommittee of the Balance of State Continuum of Care) to stand up a monthly One Stop Resource and Referral Center (Community Connect) during a six-month pilot program to test its effectiveness. The United Way of Sierra Vista and Cochise County, Inc. contracted with Cochise Housing Connection to administer the program using the

third allocation of CDBG-CV funds. Between October 2022 and March 2023, the monthly events assisted 247 individuals connect with locally available services. Better Bucks of Sierra Vista subsequently took over the administration and has continued the monthly events.

Helping homeless persons (especially chronically homeless individuals and families, families with children, veterans and their families, and unaccompanied youth) make the transition to permanent housing and independent living, including shortening the period of time that individuals and families experience homelessness, facilitating access for homeless individuals and families to affordable housing units, and preventing individuals and families who were recently homeless from becoming homeless again

As previously mentioned, Better Bucks of Sierra Vista will continue the Community Connect events, which are designed to help homeless persons access locally available resources to stabilize their life circumstances and make the transition to permanent housing and independent living.

CR-30 - Public Housing 91.220(h); 91.320(j)

Actions taken to address the needs of public housing

The Housing Authority of Cochise County (HACC) manages public housing programs to address housing needs. Effective January 1, 2023, HACC began administering the Housing Choice Voucher (HCV) and Family Self Sufficiency (FSS) programs from the City of Douglas Housing Authority. This increased the HCV program by 193 vouchers, totaling 686 and FSS by 19 participants, totaling 49.

HACC administers voucher based rental programs as follows:

- Section 8 Housing Choice Vouchers – 686 (41% are in Sierra Vista)
- HUD-VASH (VA Supportive Housing) – 88 (80% are in Sierra Vista)
- Emergency / Special Purpose – 35 (59% are in Sierra Vista)

More than half (54%) of the voucher holders have income from Social Security. Preference is given to the chronically homeless and victims of domestic violence. The Emergency Housing and Fair Share Vouchers are dedicated those experiencing homelessness, at risk of homelessness, or fleeing domestic violence, dating violence, sexual assault, stalking, or human trafficking. In addition, these vouchers allow tenants who no longer need case management with behavioral health to move on to permanent housing. The HACC does not manage the Section 8 apartment complexes.

Actions taken to encourage public housing residents to become more involved in management and participate in homeownership

The HACC oversees the Section 8 rental voucher program. This grants clients the ability to search for an apartment or house that is within the guidelines of the payment standard and bedroom size they were given, which is based on the family's composition. Clients are required to contribute 30% of their monthly income towards rent. They are provided a five-year family sufficiency plan, where a case manager will create a road map to independence and empowerment.

The Family Self-Sufficiency program is available for families who are leased up HCV, EHV, or HUD-VASH. This program assists low and very low families in becoming economically self-sufficient. They enter a five-year contract with a case manager to set a plan on how to increase their earned income and reduce dependency on welfare and rental subsidies. As their income increases, their portion of the rent also increases. The HACC takes that increase amount and puts it into an escrow account for the family that they receive upon graduation. A portion of the rent may be placed in an escrow account which can be used as a down payment, to pay off tuition, or even start a business.

There are currently 529 Low Income Housing Tax Credit (LIHTC) units within Sierra Vista – 95% of which are designated for low-income residents (LIHTC Database Access (huduser.gov)). To qualify for tax credits, property owners must elect to maintain maximum income-qualifying limits of either 50 or 60% of Area Median Gross Income (AMGI) and property managers must submit detailed housing income information to the state at tenant move-in and annually thereafter.

Actions taken to provide assistance to troubled PHAs

Not applicable.

CR-35 - Other Actions 91.220(j)-(k); 91.320(i)-(j)

Actions taken to remove or ameliorate the negative effects of public policies that serve as barriers to affordable housing such as land use controls, tax policies affecting land, zoning ordinances, building codes, fees and charges, growth limitations, and policies affecting the return on residential investment. 91.220 (j); 91.320 (i)

The City of Sierra Vista has adopted goals and strategies in its General Plan, VISTA 2030 to promote and encourage affordable housing in the community. The City waives development fees for bona fide affordable housing units. In recent years, the City has carried out the City Council's strategic plan objective to remove or reduce unnecessary or obsolete code provisions to facilitate building projects particularly within the Infill Incentive Districts. This included enacting an administrative review and approval process for accessory dwelling units. The City has conveyed residentially zoned lots to the Cochise College Foundation for building affordable single-family homes in the Fry Townsite Colonias

Area. Additionally, in September 2020, the City Council approved a development agreement for the second phase involving the construction of a 62-unit low-income tax credit senior housing apartment community (Casa Del Sol) located at 1020 S. Carmichael Avenue. The Development Agreement provided necessary relief to certain development code provisions and provides for a deferral of required sewer connection fees.

Public policies can have a direct impact on barriers to affordable housing. Sierra Vista has recognized this fact and is currently undergoing its own processes to expose any barriers or obstacles to developing affordable and fair housing. It is anticipated the documents such as the zoning and building codes and the City Master Plan do not create barriers to affordable housing as there are many affordable units within the City of Sierra Vista. There are currently 529 Low Income Housing Tax Credit (LIHTC) units within Sierra Vista – 95% of which are designated for low-income residents. To qualify for tax credits, property owners must elect to maintain maximum income-qualifying limits of either 50 or 60% of Area Median Gross Income (AMGI) and property managers must submit detailed housing income information to the state at tenant move-in and annually thereafter.

Actions taken to address obstacles to meeting underserved needs. 91.220(k); 91.320(j)

One obstacle to meeting underserved needs is the lack of resources. The City of Sierra Vista plans to review alternative sources of funds to help address the needs of City residents. Efforts will be made to submit grant applications to Federal, state, and local resources. Specific grant applications could include HUD Programs, other Community Development Initiatives, infrastructure improvements, and neighborhood revitalization.

In addition, public service projects and/or programs that can be supported by CDBG funds are limited yet create a large demand for funding. The City will continue to work with public service providers to expand services and become more of a resource for these providers.

According to the U.S. Census Bureau, the median household income (in 2021 dollars) is \$66,129 and the per capita income is \$34,651. The poverty level is 11.1 percent which is about 80 percent of the rate in the Sierra Vista-Douglas Metro Area (14.2%) and the rate in Arizona as a whole (13.5%).

Federal program funds being used are not designed to be anti-poverty programs, thus limiting the number of resources available for such activities. The improvements that occur within Community Development Block Grant eligible areas require that Section 3 area residents are used, when feasible. Sierra Vista, however, is dependent on the availability of funding to accomplish infrastructure improvements.

The City, through the Consolidated Plan, shall seek to target federal funds, and other available resources, to residents that have traditionally not been served, or are underserved by previous programs. A strong emphasis will be placed on programmatic restructure that is not only compliant with changing rules and regulations, but make sense for today's economic climate, and ever-changing community structure.

Actions taken to reduce lead-based paint hazards. 91.220(k); 91.320(j)

Housing unit built before 1980 is presumed to have a higher risk of lead-based paint. According to the 2013-2017 ACS, there are 435 (4.6%) owner-occupied units and 445 (5.8%) renter-occupied units with children present that were built before 1980 in the city limits. The City of Sierra Vista participated as a team member with Cochise County on a \$600,000 FY 2019 Brownfields Coalition Grant Assessment Grant. In 2022, the County applied for and was awarded a second grant for \$500,000. The funds may be used for property assessments and clean-up plans that can address lead-based paint hazards. HUD rules regarding lead-based paint hazards apply to all housing units assisted with CDBG funds, including single and multi-family units, whether publicly or privately owned. The requirements differ, however, depending on the activity - rehabilitation or acquisition. The City will ensure that all homeowners participating in the emergency home repair program, when reactivated, receive HUD brochures on lead-based paint.

Actions taken to reduce the number of poverty-level families. 91.220(k); 91.320(j)

The local organizations in Sierra Vista addressing economic development include the City's office of Economic Development, Arizona Regional Economic Development Foundation, Sierra Vista Industrial Development Authority, Sierra Vista Chamber of Commerce, Cochise College Center for Economic Research, Cochise College Small Business Development Center, Southeastern Arizona Governments Organization, and Arizona@Work. The City continues to subsidize the transit system with general funding to provide an affordable public transportation option to low-income commuters.

Actions taken to develop institutional structure. 91.220(k); 91.320(j)

The City has in place a strong institutional structure necessary to carry out its housing, community and economic development strategies. The City's Community Development Department will administer the CDBG Program.

In conjunction with other City operating departments, the Community Development Department will

also implement any public works project proposed by the 2019-2023 Consolidated Plan or any of the Annual Action Plans.

Accordingly, the Community Development Department and the City's non-profit agencies have longstanding ties and an effective delivery system for social services to the youth, persons with special needs and low- and moderate-income residents. The Community Development Department will integrate the public service activities and affordable housing proposed in the Action Plan with these on-going operations.

The City will continue to coordinate with various community groups to determine objectives and goals through the public participation process. These groups play a vital role in implementing the Five-Year Consolidated Plan and the Annual Action Plans, annual Performance Reviews, and any proposed Substantial Amendments. All stakeholders are welcomed and encouraged to participate in the implementation of this Consolidated Plan and Action Plan.

Actions taken to enhance coordination between public and private housing and social service agencies. 91.220(k); 91.320(j)

The City maintains a close relationship with state, regional, and county organizations that assist low- and moderate-income persons as well as those persons experiencing homelessness. The City works closely with local non-profit organizations and actively encourages housing programs for low- and moderate-income persons. The Department of Community Development continues to maintain a positive relationship with the builders, developers, and financial institutions in the region. This collaborative approach will assist in the creation and delivery of effective service delivery programs and affordable housing projects.

Identify actions taken to overcome the effects of any impediments identified in the jurisdictions analysis of impediments to fair housing choice. 91.520(a)

The City of Sierra Vista has and will continue to participate in and educate the citizens in our community about the rights given to every person by the Fair Housing legislation. The City adopts a policy of acceptance through an annual Fair Housing Resolution each April and proclaims April to be Fair Housing Month in Sierra Vista. At a regular meeting held on April 6, 2023, the Mayor proclaimed April "Fair Housing Month" and the City Council passed a resolution restating the City's commitment to the principle of fair housing and the necessary actions to affirmatively further fair housing in the City. The City makes literature available to the public on fair housing rights. During PY 2022, no fair housing complaints were reported to the City.

CR-40 - Monitoring 91.220 and 91.230

Describe the standards and procedures used to monitor activities carried out in furtherance of the plan and used to ensure long-term compliance with requirements of the programs

involved, including minority business outreach and the comprehensive planning requirements

The City views its monitoring responsibilities as an ongoing process, involving continuing communication, evaluation, and follow-up. The City will continue to hold meetings with stakeholders to gather information on how to improve the program. The City will follow up monitoring activities and policies and procedures as outlined in the ConPlan and Citizen Participation Plan. The annual action planning processes met or exceed HUD requirements for public meetings or public hearings. The City documents any activities it undertakes in fulfilling the CDBG funding requirements.

Public service subrecipients are required to submit monthly reports with information on beneficiaries, expenditures, and program successes. The CDBG projects were monitored for compliance with procurement procedures. Pre-construction meetings were held for the public facility improvement projects undertaken during the program year and on-site interviews were conducted and payroll reports were analyzed for compliance with Davis-Bacon requirements.

Citizen Participation Plan 91.105(d); 91.115(d)

Describe the efforts to provide citizens with reasonable notice and an opportunity to comment on performance reports.

The City is required to make the CAPER available to the public for examination and comment for a 15-day period. The City provided public notice of the 15-day public review period through a display advertisement published in the Sierra Vista Herald on September 10, 2023. The advertisement also publicized the meeting time and location for a public hearing before City Council on September 28, 2023. All City Council meeting agendas are posted at City Hall and on the City's website.

CR-45 - CDBG 91.520(c)

Specify the nature of, and reasons for, any changes in the jurisdiction's program objectives and indications of how the jurisdiction would change its programs as a result of its experiences.

There are no changes to the City's program objectives.

Does this Jurisdiction have any open Brownfields Economic Development Initiative (BEDI) grants?

No

[BEDI grantees] Describe accomplishments and program outcomes during the last year.

CR-45 - CDBG 91.520(c)

Specify the nature of, and reasons for, any changes in the jurisdiction's program objectives and indications of how the jurisdiction would change its programs as a result of its experiences.

There are no changes to the City's program objectives.

Does this Jurisdiction have any open Brownfields Economic Development Initiative (BEDI) grants?

No

[BEDI grantees] Describe accomplishments and program outcomes during the last year.

CR-58 – Section 3

Identify the number of individuals assisted and the types of assistance provided

Total Labor Hours	CDBG	HOME	ESG	HOPWA	HTF
Total Number of Activities	0	0	0	0	0
Total Labor Hours					
Total Section 3 Worker Hours					
Total Targeted Section 3 Worker Hours					

Table 8 – Total Labor Hours

Qualitative Efforts - Number of Activities by Program	CDBG	HOME	ESG	HOPWA	HTF
Outreach efforts to generate job applicants who are Public Housing Targeted Workers					
Outreach efforts to generate job applicants who are Other Funding Targeted Workers.					
Direct, on-the job training (including apprenticeships).					
Indirect training such as arranging for, contracting for, or paying tuition for, off-site training.					
Technical assistance to help Section 3 workers compete for jobs (e.g., resume assistance, coaching).					
Outreach efforts to identify and secure bids from Section 3 business concerns.					
Technical assistance to help Section 3 business concerns understand and bid on contracts.					
Division of contracts into smaller jobs to facilitate participation by Section 3 business concerns.					
Provided or connected residents with assistance in seeking employment including: drafting resumes, preparing for interviews, finding job opportunities, connecting residents to job placement services.					
Held one or more job fairs.					
Provided or connected residents with supportive services that can provide direct services or referrals.					
Provided or connected residents with supportive services that provide one or more of the following: work readiness health screenings, interview clothing, uniforms, test fees, transportation.					
Assisted residents with finding child care.					
Assisted residents to apply for, or attend community college or a four year educational institution.					
Assisted residents to apply for, or attend vocational/technical training.					
Assisted residents to obtain financial literacy training and/or coaching.					
Bonding assistance, guaranties, or other efforts to support viable bids from Section 3 business concerns.					
Provided or connected residents with training on computer use or online technologies.					
Promoting the use of a business registry designed to create opportunities for disadvantaged and small businesses.					
Outreach, engagement, or referrals with the state one-stop system, as designed in Section 121(e)(2) of the Workforce Innovation and Opportunity Act.					
Other.					

Table 9 – Qualitative Efforts - Number of Activities by Program

Attachment

PY 22 FINANCIAL PERFORMANCE AND SUMMARY REPORTS



U.S. Department of Housing and Urban Development
 Office of Community Planning and Development
 Integrated Disbursement and Information System
 CDBG Activity Summary Report (GPR) for Program Year 2022
 SIERRA VISTA

Date: 20-Sep-2023
 Time: 13:27
 Page: 1

PGM Year: 2019
Project: 0004 - CDBG Program Administration
IDIS Activity: 34 - 2019-Administration/Planning
Status: Completed 6/30/2023 12:00:00 AM
Location:
Objective:
Outcome:
Matrix Code: General Program Administration (21A) **National Objective:**

Activity to prevent, prepare for, and respond to Coronavirus: No

Initial Funding Date: 09/19/2019

Description:

One year of CDBG Administration.
Financing

	Fund Type	Grant Year	Grant	Funded Amount	Drawn In Program Year	Drawn Thru Program Year
CDBG	EN	2019	B19MCO40517	\$9,305.82	\$1,161.98	\$9,305.82
Total	Total			\$9,305.82	\$1,161.98	\$9,305.82

Proposed Accomplishments

Actual Accomplishments

Number assisted:

	Owner		Renter		Total		Person	
	Total	Hispanic	Total	Hispanic	Total	Hispanic	Total	Hispanic
White:	0	0	0	0	0	0	0	0
Black/African American:	0	0	0	0	0	0	0	0
Asian:	0	0	0	0	0	0	0	0
American Indian/Alaskan Native:	0	0	0	0	0	0	0	0
Native Hawaiian/Other Pacific Islander:	0	0	0	0	0	0	0	0
American Indian/Alaskan Native & White:	0	0	0	0	0	0	0	0
Asian White:	0	0	0	0	0	0	0	0
Black/African American & White:	0	0	0	0	0	0	0	0
American Indian/Alaskan Native & Black/African American:	0	0	0	0	0	0	0	0
Other multi-racial:	0	0	0	0	0	0	0	0
Asian/Pacific Islander:	0	0	0	0	0	0	0	0
Hispanic:	0	0	0	0	0	0	0	0
Total:	0	0	0	0	0	0	0	0

Female-headed Households:

PR03 - SIERRA VISTA



U.S. Department of Housing and Urban Development
Office of Community Planning and Development
Integrated Disbursement and Information System
CDBG Activity Summary Report (GPR) for Program Year 2022
SIERRA VISTA

Date: 20-Sep-2023
Time: 13:27
Page: 2

Income Category:	Owner	Renter	Total	Person
Extremely Low			0	
Low Mod			0	
Moderate			0	
Non Low Moderate			0	
Total	0	0	0	0
Percent Low/Mod				

Annual Accomplishments

No data returned for this view. This might be because the applied filter excludes all data.



PGM Year: 2020
Project: 0001 - EDDIE CYR PARK IMPROVEMENTS
IDIS Activity: 36 - 2020-EDDIE CYR PARK IMPROVEMENTS
Status: Completed 10/5/2022 1:33:44 PM
Location: 1224 North Ave Sierra Vista, AZ 85635-1057

Objective: Create suitable living environments
Outcome: Availability/accessibility
Matrix Code: Parks, Recreational Facilities (03F) **National Objective:** LMA

Activity to prevent, prepare for, and respond to Coronavirus: No
Initial Funding Date: 08/03/2020

Description: Construction of parking lot, trail connection and landscaping.
Financing

	Fund Type	Grant Year	Grant	Funded Amount	Drawn In Program Year	Drawn Thru Program Year
CDBG	EN	2020	B20MC040517	\$271,769.00	\$0.00	\$271,769.00
Total				\$271,769.00	\$0.00	\$271,769.00

Proposed Accomplishments
 Public Facilities : 2,000
 Total Population in Service Area: 1,150
 Census Tract Percent Low / Mod: 53.04

Annual Accomplishments
Accomplishment Narrative

2020 The total actual expenditures from July 01, 2020 to June 30, 2021 is \$6,002.44. This was spent in preparing the planning and environmental review report and in-kind design.
2021 The total actual expenditures from July 01, 2021 to June 30, 2022 is \$496,451.21. The total amount charged to B-20-MC-04-0517 is \$265,766.56, the total amount charged to B-21-MC-04-0517 is \$174,486.00. The total federal share is \$440,252.56 and the local share is \$56,198.65. The total in-kind design for this Program Year is \$10,957.65, the total construction is \$481,709.76 and the total other costs is \$3,783.80. The notice to proceed was issued to the prime contractor on 03/16/2022. The project was completed on 05/26/2022.



U.S. Department of Housing and Urban Development
 Office of Community Planning and Development
 Integrated Disbursement and Information System
 CDBG Activity Summary Report (GPR) for Program Year 2022
 SIERRA VISTA

Date: 20-Sep-2023
 Time: 13:27
 Page: 4

PGM Year: 2019
Project: 0011 - Public Services - Emergency/Crisis Fund - COVID 19 Response Activity
IDIS Activity: 37 - 2019-Emergency Assistance - Covid 19 Response
Status: Open
Location: 750 Bartow Dr Sierra Vista, AZ 85635-1827
Objective: Create economic opportunities
Outcome: Affordability
Matrix Code: Other Public Services Not Listed in 05A-05Y, 03T (05Z)
National Objective: LMC

Activity to prevent, prepare for, and respond to Coronavirus: Yes

Initial Funding Date: 08/18/2020

Description:

Emergency assistance for COVID-19 response to benefit low and moderate income persons.

Financing

	Fund Type	Grant Year	Grant	Funded Amount	Drawn In Program Year	Drawn Thru Program Year
CDBG	EN	2020	B20MWW040517	\$390,407.00	\$77,209.00	\$390,407.00
Total	Total			\$390,407.00	\$77,209.00	\$390,407.00

Proposed Accomplishments

People (General) : 60

Actual Accomplishments

Number assisted:

	Owner		Renter		Total	
	Total	Hispanic	Total	Hispanic	Total	Hispanic
White:	0	0	0	0	1,408	201
Black/African American:	0	0	0	0	795	0
Asian:	0	0	0	0	93	0
American Indian/Alaskan Native:	0	0	0	0	10	0
Native Hawaiian/Other Pacific Islander:	0	0	0	0	4	0
American Indian/Alaskan Native & White:	0	0	0	0	8	0
Asian White:	0	0	0	0	5	0
Black/African American & White:	0	0	0	0	58	0
American Indian/Alaskan Native & Black/African American:	0	0	0	0	4	0
Other multi-racial:	0	0	0	0	1,166	937
Asian/Pacific Islander:	0	0	0	0	0	0
Hispanic:	0	0	0	0	0	0
Total:	0	0	0	0	3,551	1,138

PR03 - SIERRA VISTA

Page: 4 of 13



U.S. Department of Housing and Urban Development
Office of Community Planning and Development
Integrated Disbursement and Information System
CDBG Activity Summary Report (GPR) for Program Year 2022
SIERRA VISTA

Date: 20-Sep-2023
Time: 13:27
Page: 5

Female-headed Households:	0	0	0
<i>Income Category:</i>			
Extremely Low	0	0	2,608
Low Mod	0	0	626
Moderate	0	0	289
Non Low Moderate	0	0	20
Total	0	0	3,543
Percent Low/Mod	99.4%		

Annual Accomplishments	Accomplishment Narrative	# Benefiting
-------------------------------	---------------------------------	---------------------

2019	The actual expenditure for Program Year 2019 is \$9,975.00.	
2020	The total actual expenditures from July 2020 to June 2021 is \$243,385.28.	
2021	The actual expenditure from July 1, 2021 to June 30, 2022 is \$59,837.72.	
2022	The total actual expenditures for this Program Year July 2022 to June 2023 is \$77,209.00. The activity is 100% complete as of June 30, 2023.	



PGM Year: 2021

Project: 0004 - EDDIE CYR PARK IMPROVEMENTS

IDIS Activity: 40 - 2021-EDDIE CYR PARK IMPROVEMENTS

Status: Completed 10/5/2022 1:27:09 PM

Location: 1224 North Ave Sierra Vista, AZ 85635-1057

Objective: Create suitable living environments
 Outcome: Availability/accessibility

Matrix Code: Parks, Recreational Facilities (03F) National Objective: LMA

Activity to prevent, prepare for, and respond to Coronavirus: No

Initial Funding Date: 12/09/2021

Description:

Construction of parking lot, trail connections and landscaping.

Financing

	Fund Type	Grant Year	Grant	Funded Amount	Drawn In Program Year	Drawn Thru Program Year
CDBG	EN	2021	B21MC040517	\$174,486.00	\$0.00	\$174,486.00
Total	Total			\$174,486.00	\$0.00	\$174,486.00

Proposed Accomplishments

Public Facilities : 1,270

Total Population in Service Area: 1,150

Census Tract Percent Low / Mod: 53.04

Annual Accomplishments

Years Accomplishment Narrative

2021

The total actual expenditures from July 01, 2021 to June 30, 2022 is \$496,451.21. The total amount charged to B-20-MC-04-0517 is \$285,766.56, the total amount charged to B-21-MC-04-0517 is \$174,486.00. The total federal share is \$440,252.56 and the local share is \$56,198.65. The total in-kind design for this Program Year is \$10,957.65, the total construction is \$481,709.76 and the total other costs is \$3,783.80. The notice to proceed was issued to the prime contractor on 03/16/2022. The project was completed on 05/26/2022.

Benefiting



PGM Year: 2021
Project: 0001 - EMERGENCY HOME REPAIR PROGRAM
IDIS Activity: 41 - 2021-EMERGENCY HOME REPAIR PROGRAM
Status: Open
Location: 1011 N Coronado Dr Sierra Vista, AZ 85635-6334
Objective: Create suitable living environments
Outcome: Sustainability
Matrix Code: Rehab; Single-Unit Residential (14A) **National Objective:** LMH

Activity to prevent, prepare for, and respond to Coronavirus: No
Initial Funding Date: 12/09/2021

Description:

This program assists homeowners in Sierra Vista in making emergency repairs to substandard housing conditions. It is estimated that the City will assist seven or more low-income households make emergency repairs/accessibility improvements to owner occupied dwellings in the city limits.

Financing

Fund Type	Grant Year	Grant	Funded Amount	Drawn In Program Year	Drawn Thru Program Year
CDBG	2021	B21MC040517	\$50,000.00	\$49,508.77	\$50,000.00
	2022	B22MC040517	\$25,000.00	\$12,928.99	\$12,928.99
Total			\$75,000.00	\$62,437.76	\$62,928.99

Proposed Accomplishments

Housing Units : 10

Actual Accomplishments

Number assisted:

	Owner		Renter		Total	
	Total	Hispanic	Total	Hispanic	Total	Hispanic
White:	10	1	0	0	10	1
Black/African American:	0	0	0	0	0	0
Asian:	0	0	0	0	0	0
American Indian/Alaskan Native:	0	0	0	0	0	0
Native Hawaiian/Other Pacific Islander:	0	0	0	0	0	0
American Indian/Alaskan Native & White:	0	0	0	0	0	0
Asian White:	0	0	0	0	0	0
Black/African American & White:	0	0	0	0	0	0
American Indian/Alaskan Native & Black/African American:	0	0	0	0	0	0
Other multi-racial:	1	1	0	0	1	1
Asian/Pacific Islander:	0	0	0	0	0	0



U.S. Department of Housing and Urban Development
 Office of Community Planning and Development
 Integrated Disbursement and Information System
 CDBG Activity Summary Report (GPR) for Program Year 2022
 SIERRA VISTA

Date: 20-Sep-2023
 Time: 13:27
 Page: 8

Hispanic:	0	0	0	0	0	0	0	0
Total:	11	2	0	0	11	2	0	0
Female-headed Households:	0	0	0	0	0	0	0	0
<i>Income Category:</i>	Owner	Renter	Total	Person				
Extremely Low	7	0	7	0				
Low Mod	4	0	4	0				
Moderate	0	0	0	0				
Non Low Moderate	0	0	0	0				
Total	11	0	11	0				
Percent Low/Mod	100.0%		100.0%					

Annual Accomplishments

Years	Accomplishment Narrative	# Benefiting
-------	--------------------------	--------------

2021	The actual expenditure from July 01, 2021 to June 30, 2022 is \$491.23. This was spent in preparing the environmental clearance and administration.	
2022	The total actual expenditure from July 2022 to June 30, 2023 is \$62,437.76. The total amount charged to grant no. B-21-MC-04-0517 is \$49,508.77 and \$12,928.99 was charged to B-22-MC-04-0517. There are ten (9) emergency home repairs completed as of June 30, 2023. There are two recipients that the City paid partial expenses to the contractor for mold testing and lead based paint testing, but these recipients did not pursue the home repair with the City.	



PGM Year: 2021

Project: 0002 - GOOD NEIGHBOR ALLIANCE KITCHEN REMODEL

IDIS Activity: 42 - 2021-GOOD NEIGHBOR ALLIANCE KITCHEN REMODEL

Status: Open
 Location: 420 N 7th St Sierra Vista, AZ 85635-1650
 Objective: Create suitable living environments
 Outcome: Availability/accessibility
 Matrix Code: Homeless Facilities (not operating costs) (03C)
 National Objective: LMC

Activity to prevent, prepare for, and respond to Coronavirus: No

Initial Funding Date: 12/09/2021

Description: Kitchen Remodel

Financing

	Fund Type	Grant Year	Grant	Funded Amount	Drawn In Program Year	Drawn Thru Program Year
CDBG	EN	2021	B21MC040517	\$18,945.00	\$17,999.00	\$18,170.62
Total				\$18,945.00	\$17,999.00	\$18,170.62

Proposed Accomplishments

Public Facilities : 330

Actual Accomplishments

Number assisted:

	Owner		Renter		Total	
	Total	Hispanic	Total	Hispanic	Total	Hispanic
White:	0	0	0	0	0	0
Black/African American:	0	0	0	0	0	0
Asian:	0	0	0	0	0	0
American Indian/Alaskan Native:	0	0	0	0	0	0
Native Hawaiian/Other Pacific Islander:	0	0	0	0	0	0
American Indian/Alaskan Native & White:	0	0	0	0	0	0
Asian White:	0	0	0	0	0	0
Black/African American & White:	0	0	0	0	0	0
American Indian/Alaskan Native & Black/African American:	0	0	0	0	0	0
Other multi-racial:	0	0	0	0	0	0
Asian/Pacific Islander:	0	0	0	0	0	0
Hispanic:	0	0	0	0	0	0
Total:	0	0	0	0	0	0

PRO3 - SIERRA VISTA



U.S. Department of Housing and Urban Development
 Office of Community Planning and Development
 Integrated Disbursement and Information System
 CDBG Activity Summary Report (GPR) for Program Year 2022
 SIERRA VISTA

Date: 20-Sep-2023
 Time: 13:27
 Page: 10

Female-headed Households: 0 0 0 0

Income Category:	Owner	Renter	Total	Person
Extremely Low	0	0	0	0
Low Mod	0	0	0	0
Moderate	0	0	0	0
Non Low Moderate	0	0	0	0
Total	0	0	0	0
Percent Low/Mod				

Annual Accomplishments

Years	Accomplishment Narrative	# Benefiting
2021	The actual expenditure from July 01, 2021 to June 30, 2022 is \$171.62. This was spent in preparing the environmental clearance. The City has advertised the project twice without any responsive bids. The City is awaiting a quote from a contractor that is on a Job Order Contract issued by Tucson, Arizona, as an alternative source of procurement.	
2022	The total actual expenditure from July 2022 to June 30, 2023 is \$17,999. This was spent for Good Neighbor Alliance Kitchen Remodel. This kitchen remodel 100% complete as of June 30, 2023. The beneficiary information will be provided in the Program Year 2023 accomplishment report.	



PGM Year: 2021
Project: 0003 - ST VINCENT DE PAUL SOCIETY PARKING AND ACCESSIBILITY IMPROVEMENTS

IDIS Activity: 43 - 2021-ST. VINCENT DE PAUL SOCIETY PARKING AND ACCESSIBILITY IMPROVEMENTS
Status: Completed 6/30/2023 12:00:00 AM
Location: 616 Bartow Dr Sierra Vista, AZ 85635-1812
Objective: Create suitable living environments
Outcome: Availability/accessibility
Matrix Code: Parking Facilities (03G) **National Objective:** LMA

Activity to prevent, prepare for, and respond to Coronavirus: No
Initial Funding Date: 12/09/2021

Description:
 Paved parking lot for barrier-free access and client safety.

Financing

	Fund Type	Grant Year	Grant	Funded Amount	Drawn In Program Year	Drawn Thru Program Year
CDBG	EN	2021	B21MC040517	\$15,000.00	\$14,828.38	\$15,000.00
Total	Total			\$15,000.00	\$14,828.38	\$15,000.00

Proposed Accomplishments
 Public Facilities : 1,195
 Total Population in Service Area: 1,195
 Census Tract Percent Low / Mod: 72.38

Annual Accomplishments
Accomplishment Narrative

Years	# Benefiting
2021	
2022	

The actual expenditures from July 2021 to June 30, 2022 is \$171,62. This was spent in preparing environmental clearance.
 The total actual expenditures from July 1, 2022 to June 30, 2023 is \$23,835. This expenditure was paid for the construction of the St. Vincent De Paul's parking lot. The CDBG federal share for this program year is \$14,828.38, the City share is \$171.62 and the St. Vincent De Paul Society share is \$8,835. The total local share is \$9,006.62.



U.S. Department of Housing and Urban Development
 Office of Community Planning and Development
 Integrated Disbursement and Information System
 CDBG Activity Summary Report (GPR) for Program Year 2022
 SIERRA VISTA

Date: 20-Sep-2023
 Time: 13:27
 Page: 12

PGM Year: 2022
Project: 0001 - NEIGHBORHOOD PARK (PUBLIC FACILITY) IMPROVEMENTS
IDIS Activity: 44 - 2022-Soldier Creek Park Improvements

Status: Open
Location: 621 N Garden Ave Sierra Vista, AZ 85635-3817
Objective: Create suitable living environments
Outcome: Availability/accessibility
Matrix Code: Parks, Recreational Facilities (03F)
National Objective: LMA

Activity to prevent, prepare for, and respond to Coronavirus: No

Initial Funding Date: 01/23/2023

Description:

Add landscaping, lighting, and recreational features to Soldier Creek Park

Financing

	Fund Type	Grant Year	Grant	Funded Amount	Drawn In Program Year	Drawn Thru Program Year
CDBG	EN	2022	B22MCO40517	\$227,172.00	\$0.00	\$0.00
Total	Total			\$227,172.00	\$0.00	\$0.00

Proposed Accomplishments

Public Facilities : 1,270
 Total Population in Service Area: 2,715
 Census Tract Percent Low / Mod: 59.30

Annual Accomplishments

Years **Accomplishment Narrative** **# Benefiting**

2022 There is no actual expenditure for this program year.



U.S. Department of Housing and Urban Development
Office of Community Planning and Development
Integrated Disbursement and Information System
CDBG Activity Summary Report (GPR) for Program Year 2022
SIERRA VISTA

Date: 20-Sep-2023
Time: 13:27
Page: 13

Total Funded Amount:	\$1,182,084.82
Total Drawn Thru Program Year:	\$942,067.43
Total Drawn In Program Year:	\$173,636.12

PR03 - SIERRA VISTA

Page: 13 of 13



PART I: SUMMARY OF CDBG-CV RESOURCES		
01 CDBG-CV GRANT		476,457.00
02 FUNDS RETURNED TO THE LINE-OF-CREDIT		0.00
03 FUNDS RETURNED TO THE LOCAL CDBG ACCOUNT		0.00
04 TOTAL CDBG-CV FUNDS AWARDED		476,457.00
PART II: SUMMARY OF CDBG-CV EXPENDITURES		
05 DISBURSEMENTS OTHER THAN SECTION 108 REPAYMENTS AND PLANNING/ADMINISTRATION		476,457.00
06 DISBURSED IN IDIS FOR PLANNING/ADMINISTRATION		0.00
07 DISBURSED IN IDIS FOR SECTION 108 REPAYMENTS		0.00
08 TOTAL EXPENDITURES (SUM, LINES 05 - 07)		476,457.00
09 UNEXPENDED BALANCE (LINE 04 - LINE8)		0.00
PART III: LOW/MOD BENEFIT FOR THE CDBG-CV GRANT		
10 EXPENDED FOR LOW/MOD HOUSING IN SPECIAL AREAS		0.00
11 EXPENDED FOR LOW/MOD MULTI-UNIT HOUSING		0.00
12 DISBURSED FOR OTHER LOW/MOD ACTIVITIES		476,457.00
13 TOTAL LOW/MOD CREDIT (SUM, LINES 10 - 12)		476,457.00
14 AMOUNT SUBJECT TO LOW/MOD BENEFIT (LINE 05)		476,457.00
15 PERCENT LOW/MOD CREDIT (LINE 13/LINE 14)		100.00%
PART IV: PUBLIC SERVICE (PS) CALCULATIONS		
16 DISBURSED IN IDIS FOR PUBLIC SERVICES		390,407.00
17 CDBG-CV GRANT		476,457.00
18 PERCENT OF FUNDS DISBURSED FOR PS ACTIVITIES (LINE 16/LINE 17)		81.94%
PART V: PLANNING AND ADMINISTRATION (PA) CAP		
19 DISBURSED IN IDIS FOR PLANNING/ADMINISTRATION		0.00
20 CDBG-CV GRANT		476,457.00
21 PERCENT OF FUNDS DISBURSED FOR PA ACTIVITIES (LINE 19/LINE 20)		0.00%



LINE 10 DETAIL: ACTIVITIES TO CONSIDER IN DETERMINING THE AMOUNT TO ENTER ON LINE 10

No data returned for this view. This might be because the applied filter excludes all data.

LINE 11 DETAIL: ACTIVITIES TO CONSIDER IN DETERMINING THE AMOUNT TO ENTER ON LINE 11

No data returned for this view. This might be because the applied filter excludes all data.

LINE 12 DETAIL: ACTIVITIES INCLUDED IN THE COMPUTATION OF LINE 12

Plan Year	IDIS Project	IDIS Activity	Voucher Number	Activity Name	Matrix Code	National Objective	Drawn Amount	
2019	10	38	6403655	2019-Special Economic Development Assistance	18A	LMJ	\$20,000.00	
		39	6403657	2019-Microenterprise Assistance	18C	LMCMC	\$66,050.00	
	11	37	6404664	2019-Emergency Assistance - Covid 19 Response	05Z	LMC	\$9,975.00	
		6452934	2019-Emergency Assistance - Covid 19 Response	05Z	LMC	\$63,872.00		
		6474143	2019-Emergency Assistance - Covid 19 Response	05Z	LMC	\$89,756.64		
		6487056	2019-Emergency Assistance - Covid 19 Response	05Z	LMC	\$29,918.88		
		6507695	2019-Emergency Assistance - Covid 19 Response	05Z	LMC	\$59,837.76		
		6563477	2019-Emergency Assistance - Covid 19 Response	05Z	LMC	\$59,837.72		
		6699069	2019-Emergency Assistance - Covid 19 Response	05Z	LMC	\$25,736.34		
		6720586	2019-Emergency Assistance - Covid 19 Response	05Z	LMC	\$25,736.34		
		6773960	2019-Emergency Assistance - Covid 19 Response	05Z	LMC	\$25,736.32		
		Total						\$476,457.00

LINE 16 DETAIL: ACTIVITIES INCLUDED IN THE COMPUTATION OF LINE 16

Plan Year	IDIS Project	IDIS Activity	Voucher Number	Activity Name	Matrix Code	National Objective	Drawn Amount
2019	11	37	6404664	2019-Emergency Assistance - Covid 19 Response	05Z	LMC	\$9,975.00
			6452934	2019-Emergency Assistance - Covid 19 Response	05Z	LMC	\$63,872.00
			6474143	2019-Emergency Assistance - Covid 19 Response	05Z	LMC	\$89,756.64
			6487056	2019-Emergency Assistance - Covid 19 Response	05Z	LMC	\$29,918.88
			6507695	2019-Emergency Assistance - Covid 19 Response	05Z	LMC	\$59,837.76
			6563477	2019-Emergency Assistance - Covid 19 Response	05Z	LMC	\$59,837.72
			6699069	2019-Emergency Assistance - Covid 19 Response	05Z	LMC	\$25,736.34
			6720586	2019-Emergency Assistance - Covid 19 Response	05Z	LMC	\$25,736.34
			6773960	2019-Emergency Assistance - Covid 19 Response	05Z	LMC	\$25,736.32
			Total				

LINE 19 DETAIL: ACTIVITIES INCLUDED IN THE COMPUTATION OF LINE 19

No data returned for this view. This might be because the applied filter excludes all data.



SIERRA VISTA

Count of CDBG Activities with Disbursements by Activity Group & Matrix Code

Activity Group	Activity Category	Open Count	Open Activities Disbursed	Completed Count	Completed Activities Disbursed	Program Year Count	Total Activities Disbursed
Economic Development	CI Infrastructure Development (17B)	1	\$171.62	0	\$0.00	1	\$171.62
	Total Economic Development	1	\$171.62	0	\$0.00	1	\$171.62
Housing	Rehab; Single-Unit Residential (14A)	1	\$491.23	0	\$0.00	1	\$491.23
	Total Housing	1	\$491.23	0	\$0.00	1	\$491.23
Public Facilities and Improvements	Homeless Facilities (not operating costs) (03C)	1	\$171.62	0	\$0.00	1	\$171.62
	Parks, Recreational Facilities (03F)	0	\$0.00	3	\$466,065.54	3	\$466,065.54
	Total Public Facilities and Improvements	1	\$171.62	3	\$466,065.54	4	\$466,237.16
Public Services	Other Public Services Not Listed in 05A-05Y, 03T (05Z)	1	\$59,837.72	0	\$0.00	1	\$59,837.72
	Total Public Services	1	\$59,837.72	0	\$0.00	1	\$59,837.72
General Administration and Planning	General Program Administration (21A)	1	\$1,142.81	0	\$0.00	1	\$1,142.81
	Total General Administration and Planning	1	\$1,142.81	0	\$0.00	1	\$1,142.81
Grand Total		5	\$61,815.00	3	\$466,065.54	8	\$527,880.54



SIERRA VISTA

CDBG Sum of Actual Accomplishments by Activity Group and Accomplishment Type

Activity Group	Matrix Code	Accomplishment Type	Open Count	Completed Count	Program Year Totals
Economic Development	CI Infrastructure Development (17B)	Business	1,150	0	1,150
	Total Economic Development		1,150	0	1,150
Housing	Rehab; Single-Unit Residential (14A)	Housing Units	0	0	0
	Total Housing		0	0	0
Public Facilities and Improvements	Homeless Facilities (not operating costs) (03C) Parks, Recreational Facilities (03F)	Public Facilities Public Facilities	0	6,900	6,900
	Total Public Facilities and Improvements		0	6,900	6,900
Public Services	Other Public Services Not Listed in 05A-05Y, 03T (05Z)	Persons	4,185	0	4,185
	Total Public Services		4,185	0	4,185
Grand Total			5,335	6,900	12,235



SIERRA VISTA

CDBG Beneficiaries by Racial / Ethnic Category

Housing-Non Housing	Race	Total Persons	Total Hispanic Persons	Total Households	Total Hispanic Households
Non Housing	White	1,885	172	0	0
	Black/African American	920	0	0	0
	Asian	96	0	0	0
	American Indian/Alaskan Native	9	0	0	0
	Native Hawaiian/Other Pacific Islander	6	0	0	0
	American Indian/Alaskan Native & White	9	0	0	0
	Asian & White	0	0	0	0
	Black/African American & White	71	0	0	0
	Amer. Indian/Alaskan Native & Black/African Amer.	2	0	0	0
	Other multi-racial	1,187	945	0	0
	Total Non Housing	4,185	1,117	0	0
Grand Total	White	1,885	172	0	0
	Black/African American	920	0	0	0
	Asian	96	0	0	0
	American Indian/Alaskan Native	9	0	0	0
	Native Hawaiian/Other Pacific Islander	6	0	0	0
	American Indian/Alaskan Native & White	9	0	0	0
	Asian & White	0	0	0	0
	Black/African American & White	71	0	0	0
	Amer. Indian/Alaskan Native & Black/African Amer.	2	0	0	0
	Other multi-racial	1,187	945	0	0
	Total Grand Total	4,185	1,117	0	0



SIERRA VISTA

CDBG Beneficiaries by Income Category

Income Levels	Owner Occupied	Renter Occupied	Persons
Non Housing	0	0	463
Extremely Low (<=30%)	0	0	97
Low (>30% and <=50%)	0	0	30
Mod (>50% and <=80%)	0	0	590
Total Low-Mod	0	0	1
Non Low-Mod (>80%)	0	0	591
Total Beneficiaries	0	0	



U.S. Department of Housing and Urban Development
 Office of Community Planning and Development
 Integrated Disbursement and Information System
 CDBG and CDBG-CV Summary of Accomplishments
 Program Year: 2022

DATE: 09-20-23
 TIME: 13:41
 PAGE: 1

SIERRA VISTA

Count of CDBG and CDBG-CV Activities with Disbursements by Activity Group & Matrix Code

Activity Group	Activity Category	Open Count	Open Activities Disbursed	Completed Count	Completed Activities Disbursed	Program Year Count	Total Activities Disbursed
Housing	Rehab, Single-Unit Residential (14A)	1	\$62,437.76	0	\$0.00	1	\$62,437.76
	Total Housing	1	\$62,437.76	0	\$0.00	1	\$62,437.76
Public Facilities and Improvements	Homeless Facilities (not operating costs) (03C)	1	\$17,999.00	0	\$0.00	1	\$17,999.00
	Parks, Recreational Facilities (03F)	1	\$0.00	2	\$0.00	3	\$0.00
	Parking Facilities (03G)	0	\$0.00	1	\$14,828.38	1	\$14,828.38
	Total Public Facilities and Improvements	2	\$17,999.00	3	\$14,828.38	5	\$32,827.38
Public Services	Other Public Services Not Listed in 05A-05Y, 03T (05Z)	1	\$77,209.00	0	\$0.00	1	\$77,209.00
	Total Public Services	1	\$77,209.00	0	\$0.00	1	\$77,209.00
General Administration and Planning	General Program Administration (21A)	0	\$0.00	1	\$1,161.98	1	\$1,161.98
	Total General Administration and Planning	0	\$0.00	1	\$1,161.98	1	\$1,161.98
Grand Total		4	\$157,645.76	4	\$15,990.36	8	\$173,636.12



U.S. Department of Housing and Urban Development
 Office of Community Planning and Development
 Integrated Disbursement and Information System
 CDBG and CDBG-CV Summary of Accomplishments
 Program Year: 2022

DATE: 09-20-23
 TIME: 13:41
 PAGE: 2

SIERRA VISTA

CDBG and CDBG-CV Sum of Actual Accomplishments by Activity Group and Accomplishment Type

Activity Group	Matrix Code	Accomplishment Type	Open Count	Completed Count	Program Year Totals
Housing	Rehab; Single-Unit Residential (14A)	Housing Units	11	0	11
	Total Housing		11	0	11
Public Facilities and Improvements	Homeless Facilities (not operating costs) (03C)	Public Facilities	0	0	0
	Parks, Recreational Facilities (03F)	Public Facilities	2,715	2,300	5,015
	Parking Facilities (03G)	Public Facilities	0	1,195	1,195
	Total Public Facilities and Improvements		2,715	3,495	6,210
Public Services	Other Public Services Not Listed in 05A-05Y, 03T (05Z)	Persons	5,311	0	5,311
	Total Public Services		5,311	0	5,311
Grand Total			8,037	3,495	11,532



SIERRA VISTA

CDBG and CDBG-CV Beneficiaries by Racial / Ethnic Category

Housing-Non Housing	Race	Total Persons	Total Hispanic Persons	Total Households	Total Hispanic Households	
Housing	White	0	0	10	1	
	Other multi-racial	0	0	1	1	
Non Housing	Total Housing	0	0	11	2	
	White	1,408	201	0	0	
	Black/African American	795	0	0	0	
	Asian	93	0	0	0	
	American Indian/Alaskan Native	10	0	0	0	
	Native Hawaiian/Other Pacific Islander	4	0	0	0	
	American Indian/Alaskan Native & White	8	0	0	0	
	Asian & White	5	0	0	0	
	Black/African American & White	58	0	0	0	
	Amer. Indian/Alaskan Native & Black/African Amer.	4	0	0	0	
	Other multi-racial	1,166	937	0	0	
	Total Non Housing	3,551	1,138	0	0	
	Grand Total	White	1,408	201	10	1
		Black/African American	795	0	0	0
Asian		93	0	0	0	
American Indian/Alaskan Native		10	0	0	0	
Native Hawaiian/Other Pacific Islander		4	0	0	0	
American Indian/Alaskan Native & White		8	0	0	0	
Asian & White		5	0	0	0	
Black/African American & White		58	0	0	0	
Amer. Indian/Alaskan Native & Black/African Amer.		4	0	0	0	
Other multi-racial		1,166	937	1	1	
Total Grand Total		3,551	1,138	11	2	



SIERRA VISTA

CDBG and CDBG-CV Beneficiaries by Income Category [\(Click here to view activities\)](#)

Income Levels	Owner Occupied	Renter Occupied	Persons
Housing			
Extremely Low (<=30%)	7	0	0
Low (>30% and <=50%)	4	0	0
Mod (>50% and <=80%)	0	0	0
Total Low-Mod	11	0	0
Non Low-Mod (>80%)	0	0	0
Total Beneficiaries	11	0	0
Non Housing			
Extremely Low (<=30%)	0	0	780
Low (>30% and <=50%)	0	0	280
Mod (>50% and <=80%)	0	0	45
Total Low-Mod	0	0	1,105
Non Low-Mod (>80%)	0	0	20
Total Beneficiaries	0	0	1,125



PART I: SUMMARY OF CDBG RESOURCES

01 UNEXPENDED CDBG FUNDS AT END OF PREVIOUS PROGRAM YEAR	84,272.51
02 ENTITLEMENT GRANT	252,172.00
03 SURPLUS URBAN RENEWAL	0.00
04 SECTION 108 GUARANTEED LOAN FUNDS	0.00
05 CURRENT YEAR PROGRAM INCOME	0.00
05a CURRENT YEAR SECTION 108 PROGRAM INCOME (FOR SI TYPE)	0.00
06 FUNDS RETURNED TO THE LINE-OF-CREDIT	0.00
06a FUNDS RETURNED TO THE LOCAL CDBG ACCOUNT	0.00
07 ADJUSTMENT TO COMPUTE TOTAL AVAILABLE	0.00
08 TOTAL AVAILABLE (SUM, LINES 01-07)	336,444.51

PART II: SUMMARY OF CDBG EXPENDITURES

09 DISBURSEMENTS OTHER THAN SECTION 108 REPAYMENTS AND PLANNING/ADMINISTRATION	95,265.14
10 ADJUSTMENT TO COMPUTE TOTAL AMOUNT SUBJECT TO LOW/MOD BENEFIT	0.00
11 AMOUNT SUBJECT TO LOW/MOD BENEFIT (LINE 09 + LINE 10)	95,265.14
12 DISBURSED IN IDIS FOR PLANNING/ADMINISTRATION	1,161.98
13 DISBURSED IN IDIS FOR SECTION 108 REPAYMENTS	0.00
14 ADJUSTMENT TO COMPUTE TOTAL EXPENDITURES	0.00
15 TOTAL EXPENDITURES (SUM, LINES 11-14)	96,427.12
16 UNEXPENDED BALANCE (LINE 08 - LINE 15)	240,017.39

PART III: LOWMOD BENEFIT THIS REPORTING PERIOD

17 EXPENDED FOR LOW/MOD HOUSING IN SPECIAL AREAS	0.00
18 EXPENDED FOR LOW/MOD MULTI-UNIT HOUSING	0.00
19 DISBURSED FOR OTHER LOW/MOD ACTIVITIES	32,827.38
20 ADJUSTMENT TO COMPUTE TOTAL LOW/MOD CREDIT	0.00
21 TOTAL LOW/MOD CREDIT (SUM, LINES 17-20)	32,827.38
22 PERCENT LOW/MOD CREDIT (LINE 21/LINE 11)	34.46%

LOW/MOD BENEFIT FOR MULTI-YEAR CERTIFICATIONS

23 PROGRAM YEARS(PY) COVERED IN CERTIFICATION	PY: 2022 PY: PY:
24 CUMULATIVE NET EXPENDITURES SUBJECT TO LOW/MOD BENEFIT CALCULATION	0.00
25 CUMULATIVE EXPENDITURES BENEFITING LOW/MOD PERSONS	0.00
26 PERCENT BENEFIT TO LOW/MOD PERSONS (LINE 25/LINE 24)	0.00%

PART IV: PUBLIC SERVICE (PS) CAP CALCULATIONS

27 DISBURSED IN IDIS FOR PUBLIC SERVICES	0.00
28 PS UNLIQUIDATED OBLIGATIONS AT END OF CURRENT PROGRAM YEAR	0.00
29 PS UNLIQUIDATED OBLIGATIONS AT END OF PREVIOUS PROGRAM YEAR	0.00
30 ADJUSTMENT TO COMPUTE TOTAL PS OBLIGATIONS	0.00
31 TOTAL PS OBLIGATIONS (LINE 27 + LINE 28 - LINE 29 + LINE 30)	0.00
32 ENTITLEMENT GRANT	252,172.00
33 PRIOR YEAR PROGRAM INCOME	0.00
34 ADJUSTMENT TO COMPUTE TOTAL SUBJECT TO PS CAP	0.00
35 TOTAL SUBJECT TO PS CAP (SUM, LINES 32-34)	252,172.00
36 PERCENT FUNDS OBLIGATED FOR PS ACTIVITIES (LINE 31/LINE 35)	0.00%

PART V: PLANNING AND ADMINISTRATION (PA) CAP

37 DISBURSED IN IDIS FOR PLANNING/ADMINISTRATION	1,161.98
38 PA UNLIQUIDATED OBLIGATIONS AT END OF CURRENT PROGRAM YEAR	0.00
39 PA UNLIQUIDATED OBLIGATIONS AT END OF PREVIOUS PROGRAM YEAR	0.00
40 ADJUSTMENT TO COMPUTE TOTAL PA OBLIGATIONS	0.00
41 TOTAL PA OBLIGATIONS (LINE 37 + LINE 38 - LINE 39 +LINE 40)	1,161.98
42 ENTITLEMENT GRANT	252,172.00
43 CURRENT YEAR PROGRAM INCOME	0.00
44 ADJUSTMENT TO COMPUTE TOTAL SUBJECT TO PA CAP	0.00
45 TOTAL SUBJECT TO PA CAP (SUM, LINES 42-44)	252,172.00
46 PERCENT FUNDS OBLIGATED FOR PA ACTIVITIES (LINE 41/LINE 45)	0.46%



LINE 17 DETAIL: ACTIVITIES TO CONSIDER IN DETERMINING THE AMOUNT TO ENTER ON LINE 17

No data returned for this view. This might be because the applied filter excludes all data.

LINE 18 DETAIL: ACTIVITIES TO CONSIDER IN DETERMINING THE AMOUNT TO ENTER ON LINE 18

No data returned for this view. This might be because the applied filter excludes all data.

LINE 19 DETAIL: ACTIVITIES INCLUDED IN THE COMPUTATION OF LINE 19

Plan Year	IDIS Project	IDIS Activity	Voucher Number	Activity Name	Matrix Code	National Objective	Drawn Amount
2021	2	42	6784258	2021-GOOD NEIGHBOR ALLIANCE KITCHEN REMODEL	03C	LMC	\$13,499.00
2021	2	42	6802672	2021-GOOD NEIGHBOR ALLIANCE KITCHEN REMODEL	03C	LMC	\$4,500.00
					03C	Matrix Code	\$17,999.00
2021	3	43	6766015	2021-ST. VINCENT DE PAUL SOCIETY PARKING AND ACCESSIBILITY IMPROVEMENTS	03G	LMA	\$14,828.38
					03G	Matrix Code	\$14,828.38
Total							\$32,827.38

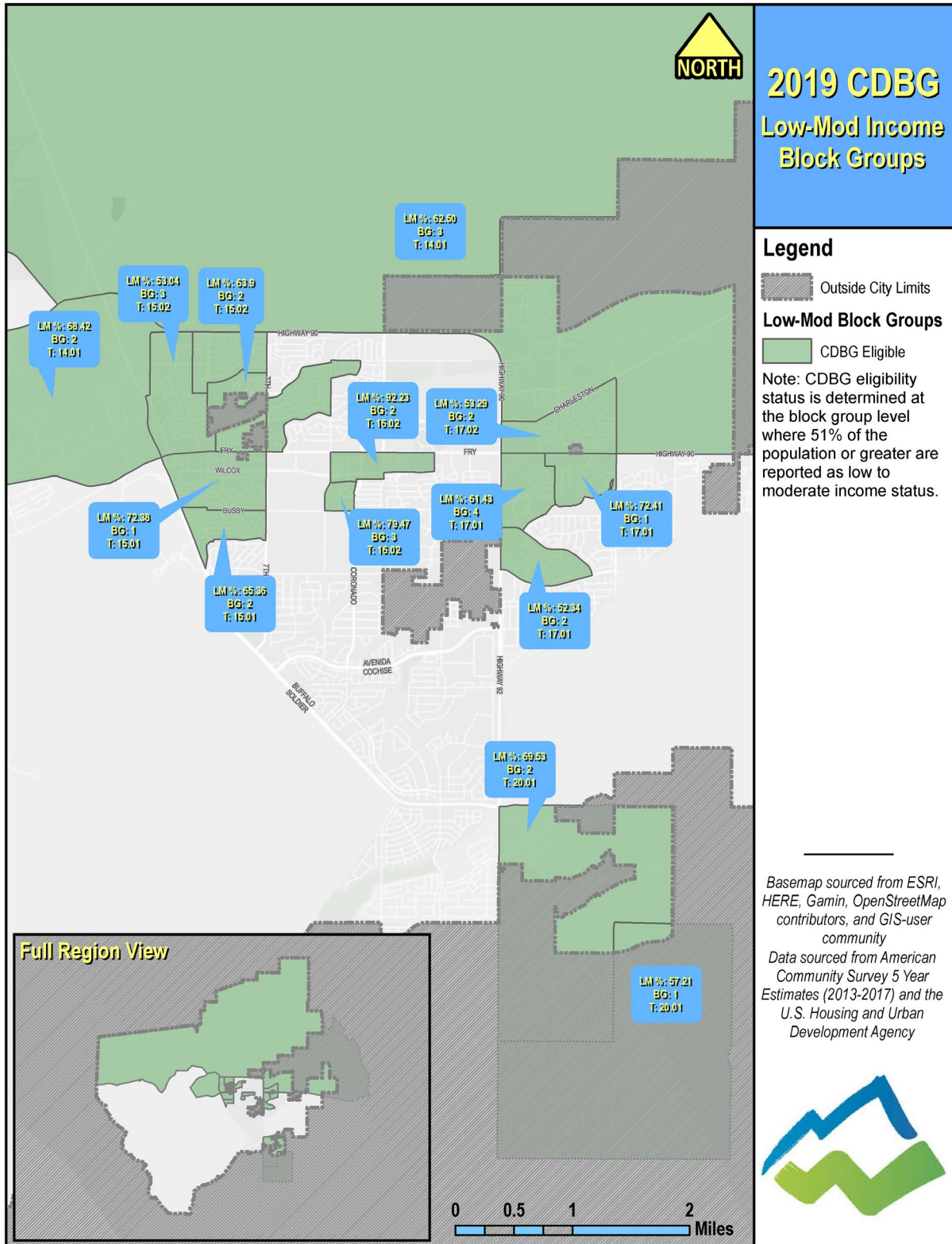
LINE 27 DETAIL: ACTIVITIES INCLUDED IN THE COMPUTATION OF LINE 27

No data returned for this view. This might be because the applied filter excludes all data.

LINE 37 DETAIL: ACTIVITIES INCLUDED IN THE COMPUTATION OF LINE 37

Plan Year	IDIS Project	IDIS Activity	Voucher Number	Activity Name	Matrix Code	National Objective	Drawn Amount
2019	4	34	6784235	2019-Administration/Planning	21A		\$165.58
2019	4	34	6784250	2019-Administration/Planning	21A		\$996.40
					21A	Matrix Code	\$1,161.98
Total							\$1,161.98

CDBG ELIGIBILITY AREAS



PROOF OF PUBLICATION - PUBLIC NOTICE



AFFIDAVIT OF PUBLICATION

State of Florida, County of Orange, ss:

Bailee Liston, being first duly sworn, deposes and says: That (s)he is a duly authorized signatory of Column Software, PBC, duly authorized agent of Herald/Review Media, a newspaper printed and published in the City of Sierra Vista, County of Cochise, State of Arizona, and that this affidavit is Page 1 of 2 with the full text of the sworn-to notice set forth on the pages that follow, and the hereto attached was printed and published correctly in the regular and entire issue of said Herald/Review Media.

PUBLICATION DATES:
10 Sep 2023

NOTICE ID: sAtpf8dqpz8lRerGZAIG
NOTICE NAME: Public Notice PY 2022 CAPER

REQUEST OF

Matthew McLachlan

I declare under penalty of perjury that the foregoing is true and correct.

Bailee Liston


(signed)

VERIFICATION

State of Florida
County of Orange

Subscribed in my presence and sworn to before me on this:
09/12/2023

Notary Public
Notarized online using audio-video communication



PUBLIC NOTICE

PUBLIC NOTICE

2022 CDBG CONSOLIDATED ANNUAL PERFORMANCE EVALUATION REPORT NOTICE OF AVAILABILITY AND REPORT SUMMARY
The City of Sierra Vista, Arizona, has prepared its 2022 CDBG Consolidated Annual Performance and Evaluation Report (CAPER). This report describes the activities that took place during the 2022 Program Year (July 1, 2022 – June 30, 2023) using Community Development Block Grant funds. This notice is being published to make citizens aware that a 15-calendar day comment period will begin on September 11, 2023 and will end on September 25, 2023. During this period, copies of the CAPER may be reviewed online at www.sierravistaaz.gov or in person at the following locations: Department of Community Development City Hall, 1011 N. Coronado Drive, Sierra Vista, AZ 85635
A public hearing to gather citizens views and comments on activities reported on in the CAPER will be conducted at the following place and time: City Council Chamber Sierra Vista City Hall 1011 North Coronado Drive, Sierra Vista, AZ 85635 September 28, 2023 5:00 P.M. Written comments on the 2023 CAPER will be accepted through September 25, 2023. Please address your comments to: Matt McLachlan, Director Department of Community Development 1011 North Coronado Drive, Sierra Vista, AZ 85635 (520) 439-2177 Matt.McLachlan@SierraVistaAZ.gov Report Summary
The CAPER includes an estimate of available resources from private and public sources to address identified needs, a description of priorities and specific objectives that were addressed in the 2022 program year. The CAPER includes a summary of the eligible programs or projects that the City of Sierra Vista undertook to address the following needs:
USE OF FUNDS
Solider Creek Park Improvements \$0.00
Emergency Crisis Fund (COVID-19 Relief) \$77,209.00
St. Vincent De Paul Parking Lot Improvement \$14,828.38
Good Neighbor Alliance Kitchen Remodel \$17,999.00
Emergency Home Repair Program \$62,437.76
Administration \$1,161.98
TOTAL \$173,636.12

City of Sierra Vista's Mayor and City Council will adopt the 2022 CAPER on September 28, 2023, during their Council Meeting at 5:00 PM in the City Council Chambers at Sierra Vista City Hall. The 2022 CAPER will be submitted to the U.S. Department of Housing and Urban Development (HUD) for final approval. Any public comments received will be included in the CAPER and submitted to HUD. NOTE: It is the policy of the City of Sierra Vista to comply in all respects with the non-discrimination requirements of Title II of the Americans with Disabilities Act and Section 504 of the Rehabilitation Act of 1973. Individuals who require the reports in an alternative format may contact Jill Adams at Jill.Adams@SierraVistaAZ.gov to make their needs known. Please make requests as soon as possible to allow sufficient time to arrange the accommodation. Si necesita ayuda en español para entender este documento, puede solicitarla sin costo adicional, mand un email a Jill.Adams@SierraVistaAZ.gov Matt McLachlan, Director
Publish: September 10, 2023