

RESOLUTION 2020-068

A RESOLUTION OF THE MAYOR AND CITY COUNCIL OF THE CITY OF SIERRA VISTA, COCHISE COUNTY, ARIZONA; AFFIRMING ESTABLISHED POLICY; FINDING, DECLARING AND CERTIFYING THE OFFICIAL CANVASS OF THE GENERAL ELECTION HELD ON NOVEMBER 3, 2020; AND AUTHORIZING AND DIRECTING THE CITY MANAGER, CITY CLERK, CITY ATTORNEY OR THEIR DULY AUTHORIZED OFFICERS AND AGENTS TO TAKE ALL STEPS NECESSARY TO CARRY OUT THE PURPOSES AND INTENT OF THIS RESOLUTION.

WHEREAS, the City Council met in special session on November 19, 2020 to declare and adopt the results of the November 3, 2020 General Election; and

WHEREAS, there were two official and four qualified write-in candidates eligible to be elected. Of the four write-in candidates, two candidates received sufficient votes to qualify for election; and

WHEREAS, the City Council has reviewed the results of the General Election for the three City Council Seats and have found the election was run and processed by the Cochise County Elections Department according to law; and

NOW, THEREFORE, BE IT RESOLVED BY THE MAYOR AND CITY COUNCIL OF THE CITY OF SIERRA VISTA, ARIZONA, AS FOLLOWS:

SECTION 1

That the established policy relating to the canvassing of elections is hereby reaffirmed.

SECTION 2


The City Council of the City of Sierra Vista, Arizona does hereby find, declare, and certify that the election results detailed in Exhibit "A" is the official canvass of the General Election held on November 3, 2020.

Of the six candidates running for the three open seats on the Sierra Vista City Council, Rachel Gray, Angelica Landry and Gregory L. Johnson received the highest number of votes and will take office January 1, 2021.

SECTION 3

The City Manager, City Clerk, City Attorney, or their duly authorized officers and agents are hereby authorized and directed to take all steps necessary to carry out the purposes and intent of this resolution.


PASSED AND ADOPTED BY THE MAYOR AND CITY COUNCIL OF THE CITY OF SIERRA VISTA, ARIZONA, THIS 19<sup>TH</sup> DAY OF NOVEMBER 2020.



---

FREDERICK W. MUELLER  
Mayor


Approved as to form:



---

NATHAN J. WILLIAMS  
City Attorney

Attest:



---

JILL ADAMS  
City Clerk

Prepared by:  
Jill Adams, City Clerk

OFFICIAL RESULTS  
City of Sierra Vista  
Summary Report

General Election  
Cochise County, State of Arizona  
November 3, 2020

**Statistics**

	TOTAL	Election Day	Early Voting	Provisional
Election Day Precincts Reporting	16 of 16	16	0	16
Precincts Complete	0 of 16	0	0	0
Precincts Partially Reported	16 of 16	16	0	16
Absentee/ Early Precincts Reporting	16 of 16	16	16	0
Registered Voters - Total	28,483			
Ballots Cast - Total	20,856	2,982	17,019	855
Ballots Cast - Blank	3	0	2	1
Voter Turnout - Total	73.22%			

General Election  
 Cochise County, State of Arizona  
 November 3, 2020

OFFICIAL RESULTS  
 City of Sierra Vista  
 Summary Report

**Council Member Sierra Vista**  
 Vote For 3

	TOTAL	VOTE %	Election Day	Early Voting	Provisional
Landry, Angelica	12,910	20.70%	2,294	9,955	661
Gray, Rachel	12,879	20.65%	2,269	9,954	656
Write-In: Unofficial 1	1,289	2.07%	510	594	185
Write-In: Johnson, Gregory L.	1,077	1.73%	161	890	26
Write-In: Boston, Kathy	1,010	1.62%	127	855	28
Write-In: Malone, Daman	632	1.01%	72	547	13
Write-In: Rich, Frank	452	0.72%	85	353	14
Write-In: Unofficial 2	121	0.19%	37	70	14
Write-In: Unofficial 3	54	0.09%	16	32	6
<b>Write-In Totals</b>	<b>4,635</b>	<b>7.43%</b>	<b>1,008</b>	<b>3,341</b>	<b>286</b>
Not Assigned	0	0.00%	0	0	0
<b>Total Votes Cast</b>	<b>30,424</b>	<b>48.79%</b>	<b>5,571</b>	<b>23,250</b>	<b>1,603</b>
Overvotes	3	0.00%	0	3	0
Undervotes	31,928	51.20%	3,327	27,648	953

General Election  
Cochise County, State of Arizona  
November 3, 2020

**Statistics**

	TOTAL	Election Day	Early Voting	Provisional
Election Day Precincts Reporting	16 of 16	16	0	16
Precincts Complete	0 of 16	0	0	0
Precincts Partially Reported	16 of 16	16	0	16
Absentee/ Early Precincts Reporting	16 of 16	16	16	0
Registered Voters - Total	28,483			
Ballots Cast - Total	20,856	2,982	17,019	855
Ballots Cast - Blank	3	0	2	1
Voter Turnout - Total	73.22%			

General Election  
 Cochise County, State of Arizona  
 November 3, 2020

**Council Member Sierra Vista**

Vote For 3

	TOTAL	VOTE %	Election Day	Early Voting	Provisional
Landry, Angelica	12,910	42.43%	2,294	9,955	661
Gray, Rachel	12,879	42.33%	2,269	9,954	656
Write-In: Unofficial 1	1,289	4.24%	510	594	185
Write-In: Johnson, Gregory L.	1,077	3.54%	161	890	26
Write-In: Boston, Kathy	1,010	3.32%	127	855	28
Write-In: Malone, Daman	632	2.08%	72	547	13
Write-In: Rich, Frank	452	1.49%	85	353	14
Write-In: Unofficial 2	121	0.40%	37	70	14
Write-In: Unofficial 3	54	0.18%	16	32	6
Write-In Totals	4,635	15.23%	1,008	3,341	286
Not Assigned	0	0.00%	0	0	0
<b>Total Votes Cast</b>	<b>30,424</b>	<b>100.00%</b>	<b>5,571</b>	<b>23,250</b>	<b>1,603</b>

<b>Board of Supervisors Dist. 2</b>		<b>TOTAL VOTES</b>
<b>Junta de Supervisores Dist. 2</b>		
Eickenbrock, Anna	IND	37

<b>Section two – Non Partisan Ballot / Seccion Dos – Boleta Partidaria</b>
--

<b>City of Sierra Vista Council Member</b>		
<b>Miembro del Concejo de City of Sierra Vista</b>		
Boston, Kathy		1010
Johnson, Gregory L.		1077
Malone, Daman		632
Rich, Frank		452
<b>Town of Huachuca City Council Member (4 Year term)</b>		
<b>Miembro del Concejo de Town of Huachuca City</b>		
Post, Jean		24
<b>Bowie Fire Dist. Board Member</b>		
<b>Miembro de la Junta de Bowie Fire Dist.</b>		
Christiernsson, Florina		34
Goodman, Penni		8
<b>Naco Sanitary District Board Member</b>		
<b>Miembro de la Junta de Naco Sanitary Distrito</b>		
Vardaman, Emilie		30

	STATISTICS				Voter Turnout - Total
	Registered Voters - Total	Ballots Cast - Total	Ballots Cast - Blank		
26 SV AVENIDA DEL SOL	2,552	1,924	2	2	75.39%
27 SV BUFFALO SOLDIER	3,016	2,426	0	0	80.44%
28 SV BUSBY	2,076	1,353	0	0	65.17%
29 SV CARMELITA	1,355	920	0	0	67.9%
30 SV CLOUD	1,265	766	0	0	60.55%
31 SV COLLEGE	2,097	1,526	0	0	72.77%
32 SV COUNTRY CLUB	2,304	1,988	0	0	86.28%
33 SV ESTATES	2,141	1,571	0	0	73.38%
34 SV HOPI	1,888	1,323	0	0	70.07%
36 SV PUEBLO DEL SOL	1,575	1,189	0	0	75.49%
38 SV SNYDER	1,288	999	0	0	77.56%
39 SV SOLDIER CREEK	3,144	1,891	1	1	60.15%
40 SV TOWN & COUNTRY	2,141	1,723	1	1	80.48%
41 SV VILLAGE MEADOWS	2,691	2,065	0	0	76.74%
42 SV VISTA VILLAGE	2,057	1,476	0	0	71.75%
43 SV YAQUI	2,928	1,983	0	0	85.18%
<b>Totals</b>	<b>33,918</b>	<b>25,123</b>	<b>4</b>	<b>4</b>	



**Council Member Sierra Vista**

VOTE FOR 3

	Gray, Rachel	Landry, Angelica	Write-in Totals	Write-in: Unofficial 2	Write-in: Unofficial 3	Write-in: Boston, Kathy	Write-in: Johnson, Gregory L.	Write-in: Malone, Daman	Write-in: Rich, Frank	Write-in: Unofficial 1	Write-in: Not Assigned	Total Votes Cast	Overvotes	Undervotes
26 SV AVENIDA DEL SOL	873	893	339	11	5	93	65	48	17	100	0	2,105	0	2,128
27 SV BUFFALO SOLDIER	1,519	1,508	619	18	7	129	152	82	66	165	0	3,646	0	3,626
28 SV BUSBY	829	828	264	6	2	60	31	54	20	91	0	1,921	0	2,132
29 SV CARMELITA	573	580	185	3	2	45	42	29	24	40	0	1,338	0	1,416
30 SV CLOUD	484	450	152	1	1	36	23	24	16	51	0	1,086	0	1,200
31 SV COLLEGE	783	782	274	7	2	67	71	23	29	75	0	1,839	3	1,956
32 SV COUNTRY CLUB	1,229	1,184	423	13	4	86	162	44	41	73	0	2,836	0	3,122
33 SV ESTATES	242	234	73	3	2	13	14	8	4	29	0	549	0	576
34 SV HOPI	794	790	277	11	7	54	63	31	35	76	0	1,861	0	1,988
36 SV PUEBLO DEL SOL	746	773	285	11	3	56	55	41	30	89	0	1,804	0	1,763
38 SV SNYDER	588	613	210	5	3	52	51	24	16	59	0	1,411	0	1,580
39 SV SOLDIER CREEK	1,070	1,078	345	7	2	70	48	46	37	135	0	2,493	0	2,703
40 SV TOWN & COUNTRY	1,120	1,086	448	9	2	102	132	66	40	97	0	2,654	0	2,512
41 SV VILLAGE MEADOWS	1,108	1,199	444	6	5	101	100	70	57	105	0	2,751	0	2,847
42 SV VISTA VILLAGE	901	892	293	10	7	45	67	41	20	103	0	2,086	0	2,324
43 SV YAQUI	20	20	4	0	0	1	1	1	0	1	0	44	0	55
<b>Totals</b>	<b>12,879</b>	<b>12,910</b>	<b>4,635</b>	<b>121</b>	<b>54</b>	<b>1,010</b>	<b>1,077</b>	<b>632</b>	<b>452</b>	<b>1,289</b>	<b>0</b>	<b>30,424</b>	<b>3</b>	<b>31,928</b>