

RESOLUTION 2022-066

A RESOLUTION OF THE MAYOR AND CITY COUNCIL OF THE CITY OF SIERRA VISTA, COCHISE COUNTY, ARIZONA; REAFFIRMING SETTLED POLICY BY RECOMMENDING APPROVAL OF THE SUBMISSION OF THE PROGRAM YEAR 2021 CONSOLIDATED ANNUAL PERFORMANCE AND EVALUATION REPORT; AND AUTHORIZING AND DIRECTING THE CITY MANAGER, CITY CLERK, CITY ATTORNEY OR THEIR DULY AUTHORIZED OFFICERS AND AGENTS TO TAKE ALL STEPS NECESSARY TO CARRY OUT THE PURPOSES AND INTENT OF THIS RESOLUTION.

WHEREAS, the City of Sierra Vista obtains Community Development Block Grant (CDBG) funding directly from the Department of Housing and Urban Development (HUD); and

WHEREAS, HUD requires participating jurisdictions prepare a Consolidated Annual Performance Evaluation Report (CAPER) in order to fulfill the HUD requirements;

WHEREAS, the Council requires the public be allowed to comment on the CAPER prior to submitting the CAPER to HUD; and

WHEREAS, to fulfill the spirit of the CAPER regulations, Council has allowed for a 15-day review period, received copies of all comments, allowed for public comments before Council, and requested changes to the draft CAPER prior to approving the CAPER for submission.

NOW THEREFORE, BE IT RESOLVED BY THE MAYOR AND CITY COUNCIL OF THE CITY OF SIERRA VISTA, ARIZONA AS FOLLOWS:

SECTION 1

That the City of Sierra Vista desires to continue receiving CDBG funding directly from HUD.


SECTION 2

The City approves the submission of the PY 2021 CAPER to HUD.

SECTION 3


That the City Manager, City Clerk, City Attorney, or their duly authorized officers and agent are hereby authorized and directed to take all steps necessary to carry out the purposes and intent of this Resolution.

PASSED AND ADOPTED BY THE MAYOR AND CITY COUNCIL OF THE CITY OF SIERRA VISTA, ARIZONA, THIS 13TH DAY OF OCTOBER 2022.




FREDERICK W. MUELLER
MAYOR

ATTEST:



JILL ADAMS
CITY CLERK

APPROVED AS TO FORM:


NATHAN J. WILLIAMS
CITY ATTORNEY

Prepared by:
Matt McLachlan, AICP
Director of Community Development



CITY OF SIERRA VISTA, ARIZONA

**PROGRAM YEAR 2021
CONSOLIDATED ANNUAL PERFORMANCE &
EVALUATION REPORT (CAPER)
CDBG PROGRAM**

City of Sierra Vista
1011 N. Coronado Drive
Sierra Vista, AZ 85635
EIN #: 86-6005496

Reporting Period:
July 1, 2021 – June 30, 2022

Prepared by:
Matt McLachlan, AICP, Director
Department of Community Development
Matt.McLachlan@SierraVistaAZ.gov
(520) 417-4413

TABLE OF CONTENTS

CR-05	Goals and Outcomes	1
CR-10	Racial and Ethnic Composition of Families Assisted	3
CR-15	Resources and Investments	4
CR-20	Affordable Housing	5
CR-25	Homeless and Other Special Needs	7
CR-30	Public Housing	9
CR-35	Other Actions	11
CR-40	Monitoring	14

APPENDIX

IDIS Reports	18
--------------	----

CR-05 - Goals and Outcomes

Progress the jurisdiction has made in carrying out its strategic plan and its action plan.

91.520(a)

This could be an overview that includes major initiatives and highlights that were proposed and executed throughout the program year.

The City of Sierra Vista (City) receives an annual entitlement allocation of Community Development Block Grant (CDBG) funds from the U.S. Department of Housing and Urban Development (HUD). This Consolidated Annual Performance Evaluation Report (CAPER) reviews the CDBG Program funded activities undertaken by the City. The City's program year (PY) 2021 CAPER covers the period of July 1, 2021, to June 30, 2022. The CAPER also provides an overview of the City's efforts and accomplishments in addressing its identified housing and community development needs and priorities during the PY 2021. The CAPER is designed to report on the progress in carrying out the Annual Action Plan. The CAPER is also designed to provide the jurisdiction an opportunity to assess its annual performance in relationship to meeting its overall Five-Year Consolidated Plan priorities and objectives and to discuss what actions or changes it contemplates because of its performance.

The PY 2021 CAPER evaluates the progress towards achieving the goals and strategies established in the City's 2019-2023 Consolidated Plan and PY 2021 Annual Action Plan. The CDBG funded activities are programmed to address the public infrastructure, human service, and employment needs of low and moderate-income households in our community, as outlined in CR-05 Goals and Outcomes, identifying the adopted Priority Needs, including specific measures of progress and numeric five-year goals as established for each strategy. As described in this report, the CDBG funds that were expended during PY 2021 primarily benefited low and moderate-income residents and lower income communities within the jurisdiction.

A notice of availability regarding this CAPER was published in the Sierra Vista Herald newspaper on September 25, 2022. The notice provides for a 15-day comment period beginning on September 26, 2022, and ending on October 11, 2022, and the meeting details for the scheduled public hearing on October 13, 2022. The ad referenced equal opportunities and the availability of reasonable accommodations for non-English speaking persons and persons with disabilities. The CAPER was also published on the City's website for review and comment. No citizen comments were received on the CAPER.

Comparison of the proposed versus actual outcomes for each outcome measure submitted with the consolidated plan and explain, if applicable, why progress was not made toward meeting goals and objectives. 91.520(g)

Categories, priority levels, funding sources and amounts, outcomes/objectives, goal outcome indicators, units of measure, targets, actual outcomes/outputs, and percentage completed for each of the grantee's program year goals.

Goal	Category	Source / Amount	Indicator	Unit of Measure	Expected – Strategic Plan	Actual – Strategic Plan	Percent Complete
Administration/Planning	Program Administration	CDBG: \$	Other	Other	1	0	0.00%
Economic Development	Special Economic Development For-Profit Businesses; Microenterprise Development	CDBG: \$	Businesses assisted	Businesses Assisted	11	11	100.00%
Fair Housing	Fair Housing	CDBG: \$	Other	Other	0	0	
Housing Rehabilitation and Services	Affordable Housing	CDBG: \$	Homeowner Housing Rehabilitated	Household Housing Unit	10	0	0.00%
Neighborhood Stabilization	Non-Housing Community Development	CDBG: \$	Buildings Demolished	Buildings	5	9	180.00%
Provision of Needed Services	Homeless Non-Homeless Special Needs Non-Housing Community Development	CDBG: \$ / CDBG-CV3 - Reallocation: \$ / CDBG-CV3: \$ / CDBG-CV: \$	Public Facility or Infrastructure Activities other than Low/Moderate Income Housing Benefit	Persons Assisted	1330	0	0.00%
Provision of Needed Services	Homeless Non-Homeless Special Needs Non-Housing Community Development	CDBG: \$ / CDBG-CV3 - Reallocation: \$ / CDBG-CV3: \$ / CDBG-CV: \$	Public service activities other than Low/Moderate Income Housing Benefit	Persons Assisted	4200	4225	100.60%
Provision of Needed Services	Homeless Non-Homeless Special Needs Non-Housing Community Development	CDBG: \$ / CDBG-CV3 - Reallocation: \$ / CDBG-CV3: \$ / CDBG-CV: \$	Homeless Person Overnight Shelter	Persons Assisted	330	0	0.00%
Public Infrastructure/Facility Improvements	Non-Housing Community Development	CDBG: \$	Public Facility or Infrastructure Activities other than Low/Moderate Income Housing Benefit	Persons Assisted	10000	6324	63.24%

Table 1 - Accomplishments –Strategic Plan to Date

Assess how the jurisdiction’s use of funds, particularly CDBG, addresses the priorities and specific objectives identified in the plan, giving special attention to the highest priority activities identified.

All activities completed and in progress during the PY 2021 program year were consistent with the needs identified with the City's Consolidated Plan and comply with all CDBG regulations. The highest priority activities were completing public facility improvements at Cyr Center Park (parking lot construction) and Solider Creek Park (landscaping). Together, these capital projects accounted for 88% of overall expenditures in PY 2021. The subsistence payments distributed through the Emergency Crisis Fund administered by the United Way of Sierra Vista and Cochise County, Inc. were made July through September during the program year using CDBG-CV (CARES Act) appropriated funds. These payments constituted 11% of overall CDBG expenditures during the program year. The balance of the funds was spent towards initiating facility improvements at St. Vincent De Paul (parking lot expansion) and Good Neighbor Alliance (kitchen remodel) as well as the Emergency Home Repair and Disabilities Modification Program. General CDBG administration accounted for 0.2% of overall expenditures which covered legal advertisements for required public notices.

CR-10 - Racial and Ethnic composition of families assisted

Describe the families assisted (including the racial and ethnic status of families assisted).

91.520(a)

Race:	CDBG
White	479
Black or African American	104
Asian	3
American Indian or American Native	1
Native Hawaiian or Other Pacific Islander	4
Total	591
Hispanic	172
Not Hispanic	419

Table 2 – Table of assistance to racial and ethnic populations by source of funds

Narrative

All local jurisdictions that receive CDBG funding must maintain data on the extent to which each racial and ethnic group have applied for, participated in, or benefited from any program or activity receiving CDBG funding. The City of Sierra Vista was able to collect this data by having all subrecipients report on income and racial/ethnic status. In PY 2021, the United Way of Sierra Vista and Cochise County, Inc. administered the COVID-19 Emergency Crisis Fund that was distributed through local non-profit organizations for programs and assistance to persons and households impacted by COVID-19 for the months of July through September. During this timeframe, 591 individuals received assistance.

CR-15 - Resources and Investments 91.520(a)

Identify the resources made available

Source of Funds	Source	Resources Made Available	Amount Expended During Program Year
CDBG	public - federal	530,200	527,881
Other	public - federal	0	

Table 3 - Resources Made Available

Identify the geographic distribution and location of investments

Target Area	Planned Percentage of Allocation	Actual Percentage of Allocation	Narrative Description
Citywide	33	12	Benefit low/mod and all residents
Low/Mod Neighborhoods	67	88	Focus on Needs of Low/Mod Areas

Table 4 – Identify the geographic distribution and location of investments

Narrative

The City was able to use its CDBG funds to meet the needs of the community. Funds expended during the program year included reprogrammed prior year funds and funds awarded to activities in prior years that were not expended until this program year. As a result, funds expended do not equal funds received during this program year. All funding was used on activities that benefit low to moderate income clientele or target areas within the City limits. The park improvement projects at Solider Creek and Eddie Cyr received 88 percent of the CDBG funds expended during PY 2021 providing a low/moderate neighborhood benefit. Funds expended on St. Vincent De Paul Parking Lot, Good Neighbor Alliance Kitchen Remodel, and Emergency Home Repair program were associated with environmental clearance, scope development, and procurement related activities. Those projects are anticipated to be completed during the PY 22 program year.

Leveraging

Explain how federal funds leveraged additional resources (private, state and local funds), including a description of how matching requirements were satisfied, as well as how any publicly owned land or property located within the jurisdiction that were used to address the needs identified in the plan.

The public facility projects completed in PY 21 were located on publicly owned land within the City's jurisdiction. Staff prepared the necessary engineering documents to leverage the CDBG funds towards construction. Moreover, Parks Staff was involved in completing the landscaping and rip rap to stabilize the site. Regarding neighborhood stabilization, the City carried out three court ordered demolitions of substandard/dangerous structures during the program year using \$52,757 in City abatement funds.

CR-20 - Affordable Housing 91.520(b)

Evaluation of the jurisdiction's progress in providing affordable housing, including the number and types of families served, the number of extremely low-income, low-income, moderate-income, and middle-income persons served.

	One-Year Goal	Actual
Number of Homeless households to be provided affordable housing units	0	0
Number of Non-Homeless households to be provided affordable housing units	7	0
Number of Special-Needs households to be provided affordable housing units	0	0
Total	7	0

Table 5 – Number of Households

	One-Year Goal	Actual
Number of households supported through Rental Assistance	0	210
Number of households supported through The Production of New Units	0	0
Number of households supported through Rehab of Existing Units	7	0
Number of households supported through Acquisition of Existing Units	0	0
Total	7	210

Table 6 – Number of Households Supported

Discuss the difference between goals and outcomes and problems encountered in meeting these goals.

The subsistence payments provided through the Emergency Crisis (CARES Act) Fund assisted 210 individuals cover one month's worth of rent during the months of July through September 2021. While the emergency home repair program was activated in early spring,

Discuss how these outcomes will impact future annual action plans.

Include the number of extremely low-income, low-income, and moderate-income persons served by each activity where information on income by family size is required to determine the eligibility of the activity.

Number of Households Served	CDBG Actual	HOME Actual
Extremely Low-income	169	0
Low-income	41	0
Moderate-income	0	0
Total	210	0

Table 7 – Number of Households Served

CR-25 - Homeless and Other Special Needs 91.220(d, e); 91.320(d, e); 91.520(c)

Evaluate the jurisdiction's progress in meeting its specific objectives for reducing and ending homelessness through:

Reaching out to homeless persons (especially unsheltered persons) and assessing their individual needs

Reaching out to homeless persons and assessing their individual needs in the community is a collaborative effort comprising numerous individuals, agencies, and organizations. The City of Sierra Vista coordinates with the Cochise County Coalition on Ending Chronic Homelessness - a committee of the State of Arizona Balance of State Continuum of Care. Through the Coalition, the City coordinates with a network of partner agencies. By sharing information and resources, the agencies that comprise the Coalition can maximize their efficiency and effectiveness in preventing homelessness, outreach to the homeless and in restoring homeless people to housing. The Coalition is encouraged by a federal funding requirement that community agencies work together to address the full continuum of causes, consequences, and solutions to homelessness. The member agencies collaborate in planning and carrying out strategies to end homelessness.

GNA has a contract with the Arizona Department of Housing for rapid rehousing and eviction prevention to aid homeless (not chronic) with short-term financial assistance for rent and move in deposits. Within Cochise County, several organizations provide permanent supportive housing or rapid re-housing. These include the American Red Cross, Community Partnership of Southern Arizona, and the Southern Arizona VA Health Care System (VASH Cochise).

GNA also has the Projects for Assistance in Transition from Homelessness (PATH) contract to identify chronically homeless who are seriously mentally ill throughout Cochise County and provide needed assistance. The Emergency Crisis Fund was used to increase the hours of the outreach specialists to locate homeless camps and individuals on a more routine basis. The PATH team also oversees the day shower program which is offered three days weekly. During the program year, GNA was able to increase the hours the shower program is offered from two hours to three hours which was the norm prior to the reduction. Emergency Crisis Funds were also used to replace washers and dryers at the emergency shelter that were inoperable or in disrepair with commercial grade machines to improve sanitation during the pandemic.

Addressing the emergency shelter and transitional housing needs of homeless persons

The Samaritan Station Shelter serves as the City's emergency shelter with 22 beds for men, women, families with children and veterans. Good Neighbor Alliance (GNA), a local non-profit, has operated the shelter since 2003. GNA restricts people with pets or substance abuse issues from staying at the shelter. Shelter residents are assigned a case manager, so they can be connected to a behavioral health provider or employment assistance if needed. During the pandemic, the shelter has reduced shelter

capacity to provide for adequate separation. According to the Program Supervisor, the biggest challenge is financial sustainability due to the shelter being donation based. During July through September of PY 21, GNA distributed 33 hotel/motel vouchers provided via the Emergency Crisis Fund to shelter homeless individuals.

Helping low-income individuals and families avoid becoming homeless, especially extremely low-income individuals and families and those who are: likely to become homeless after being discharged from publicly funded institutions and systems of care (such as health care facilities, mental health facilities, foster care and other youth facilities, and corrections programs and institutions); and, receiving assistance from public or private agencies that address housing, health, social services, employment, education, or youth needs

During Summer 2020, Community Development staff interviewed non-profit and government agency staff to determine gaps in service or needed resources to address the needs of persons experiencing a crisis and/or homelessness more effectively. A key finding was the geographic dispersal of resources throughout the community can make navigating and accessing needed services challenging. Staff coordinated with the Cochise Coalition on Ending Chronic Homelessness (a subcommittee of the Balance of State Continuum of Care) to stand up a monthly One Stop Resource and Referral Center (Community Connect) during a six-month pilot program to test its effectiveness. The City contracted with Cochise Housing Connection to administer the program, and it has been successfully operating since March 2022. During the six-month trial phase, the events attracted 362 people, generating 1,661 points-of-contact with participating service providers. These points of contact led to a total of 130 formal referrals to various agencies in the community and over 58 completed applications for services. In total, 460 meals were served and over 314 individualized personal care kits were distributed. Based on completed registration forms, the event connected 101 homeless individuals or families (the target audience) with services.

Helping homeless persons (especially chronically homeless individuals and families, families with children, veterans and their families, and unaccompanied youth) make the transition to permanent housing and independent living, including shortening the period of time that individuals and families experience homelessness, facilitating access for homeless individuals and families to affordable housing units, and preventing individuals and families who were recently homeless from becoming homeless again

The Community Connect events are designed to help homeless persons access locally available resources to stabilize their life circumstances and make the transition to permanent housing and independent living. The City plans to use reallocated CARES Act funding, and funding from the State of Arizona Homeless Service Grant Pilot Program, to extend the program beyond the pilot phase to facilitate access for homeless individuals and families to housing and other support services.

CR-30 - Public Housing 91.220(h); 91.320(j)

Actions taken to address the needs of public housing

The Housing Authority of Cochise County (HACC) manages public housing programs that include Sierra Vista. According to HUD, there are currently 495 Housing Choice Vouchers of which 482 are Tenant-based and 13 are Veterans Supportive Housing. All are extremely low or very low-income households. Approximately 125 (25%) of the voucher holders are elderly and 186 (38%) of the voucher holders are disabled. Approximately 30 percent of Cochise County's Housing Choice Vouchers are administered within the City of Sierra Vista. There are two Section 8 complexes in Sierra Vista: Bonita Vista Apartments (99 assisted units, one-bedroom units only, expires May 2023) and Mountain View Apartments (60 assisted units - 2,3-, and 4-bedroom units, expires December 2024).

493 Section 8 Housing Choice Vouchers

88 HUD-VASH (VA Supportive Housing)

20 HOPWA (Housing Opportunities for Persons With AIDS)

21 EHV (Emergency Housing Vouchers) – These vouchers were awarded July 2021

7 Housing Choice Vouchers, Fair Share Allocation (effective Oct. 1)

34 participants are in the County's Family Self-Sufficiency program

The HACC will be seeking action from the County Board of Supervisors to absorb the Douglas Housing Authority. This will make the following available Countywide rather than exclusive to Douglas:

193 Section 8 Housing Choice Vouchers

19 Family Self-Sufficiency Participants

Nearly 62% of current voucher holders are elderly and approximately 60% are very low/extremely low income.

Preference is given to the chronically homeless and victims of domestic violence. The Emergency Housing and Fair Share Vouchers are dedicated to those experiencing homelessness, at risk of homelessness, or fleeing domestic violence, dating violence, sexual assault, stalking, or human trafficking. In addition, these vouchers allow tenants who no longer need case management with

behavioral health to move on to permanent housing.

Of the County's 493 HCV, 322 reside in Sierra Vista.

Of the County's 88 HUD-VASH, 70 live in Sierra Vista

Of the County's 21 EHV, 12 live in Sierra Vista

602 allocated vouchers/ 404 live in Sierra Vista

Note, the County does not manage the Section 8 complexes.

Actions taken to encourage public housing residents to become more involved in management and participate in homeownership

The HACC oversees the Section 8 rental voucher program. This grants clients the ability to search for an apartment or house that is within the guidelines of the payment standard and bedroom size they were given, which is based on the family's composition. Clients are required to contribute 30% of their monthly income towards rent. They are provided a five-year family sufficiency plan, where a case manager will create a road map to independence and empowerment.

The Family Self-Sufficiency program is available for families who are leased up HCV, EHV, or HUD-VASH. This program assists low and very low families in becoming economically self-sufficient. They enter a five-year contract with a case manager to set a plan on how to increase their earned income and reduce dependency on welfare and rental subsidies. As their income increases, their portion of the rent also increases. The HACC takes that increase amount and puts it into an escrow account for the family that they receive upon graduation. A portion of the rent may be placed in an escrow account which can be used as a down payment, to pay off tuition, or even start a business.

Actions taken to provide assistance to troubled PHAs

Not applicable.

CR-35 - Other Actions 91.220(j)-(k); 91.320(i)-(j)

Actions taken to remove or ameliorate the negative effects of public policies that serve as barriers to affordable housing such as land use controls, tax policies affecting land, zoning ordinances, building codes, fees and charges, growth limitations, and policies affecting the return on residential investment. 91.220 (j); 91.320 (i)

The City of Sierra Vista has adopted goals and strategies in its General Plan, VISTA 2030 to promote and encourage affordable housing in the community. The City waives development fees for bona fide affordable housing units. In recent years, the City has carried out the City Council's strategic plan objective to remove or reduce unnecessary or obsolete code provisions to facilitate building projects particularly within the Infill Incentive Districts. This included enacting an administrative review and approval process for accessory dwelling units. The City has conveyed residentially zoned lots to the Cochise College Foundation for building affordable single-family homes in the Fry Townsite Colonias Area. Additionally, in September 2020, the City Council approved a development agreement for the second phase involving the construction of a 62-unit low-income tax credit senior housing apartment community (Casa Del Sol) located at 1020 S. Carmichael Avenue. The Development Agreement provided necessary relief to certain development code provisions and provides for a deferral of required sewer connection fees.

Public policies can have a direct impact on barriers to affordable housing. Sierra Vista has recognized this fact and is currently undergoing its own processes to expose any barriers or obstacles to developing affordable and fair housing. It is anticipated the documents such as the zoning and building codes and the City Master Plan do not create barriers to affordable housing as there are many affordable units within the City of Sierra Vista. There are currently 529 Low Income Housing Tax Credit (LIHTC) units within Sierra Vista – 95% of which are designated for low-income residents. To qualify for tax credits, property owners must elect to maintain maximum income-qualifying limits of either 50 or 60% of Area Median Gross Income (AMGI) and property managers must submit detailed housing income information to the state at tenant move-in and annually thereafter.

Actions taken to address obstacles to meeting underserved needs. 91.220(k); 91.320(j)

One obstacle to meeting underserved needs is the lack of resources. The City of Sierra Vista plans to review alternative sources of funds to help address the needs of City residents. Efforts will be made to submit grant applications to Federal, state, and local resources. Specific grant applications could include HUD Programs, other Community Development Initiatives, infrastructure improvements, and neighborhood revitalization.

In addition, public service projects and/or programs that can be supported by CDBG funds are limited yet create a large demand for funding. The City will continue to work with public service providers to expand services and become more of a resource for these providers.

Poverty levels have increased between 2000 and 2017 (10.5 percent to 14.2 percent). It can be assumed that between 2000 and 2017 that poverty has increased due to lingering effects of the “Great Recession”. Federal program funds being used are not designed to be anti-poverty programs, thus limiting the number of resources available for such activities. The improvements that occur within Community Development Block Grant eligible areas require that Section 3 area residents are used, when feasible. Sierra Vista, however, is dependent on the availability of funding to accomplish infrastructure improvements.

The City, through the Consolidated Plan, shall seek to target federal funds, and other available resources, to residents that have traditionally not been served, or are underserved by previous programs. A strong emphasis will be placed on programmatic restructure that is not only compliant with changing rules and regulations, but make sense for today's economic climate, and ever-changing community structure.

Actions taken to reduce lead-based paint hazards. 91.220(k); 91.320(j)

Housing unit built before 1980 is presumed to have a higher risk of lead-based paint. According to the 2013-2017 ACS, there are 435 (4.6%) owner-occupied units and 445 (5.8%) renter-occupied units with children present that were built before 1980 in the city limits. The City of Sierra Vista participated as a team member with Cochise County on a \$600,000 FY 2019 Brownfields Coalition Grant Assessment Grant. In 2022, the County applied for and was awarded a second grant for \$500,000. The funds may be used for property assessments and clean-up plans that can address lead-based paint hazards. HUD rules regarding lead-based paint hazards apply to all housing units assisted with CDBG funds, including single and multi-family units, whether publicly or privately owned. The requirements differ, however, depending on the activity - rehabilitation or acquisition. The City will ensure that all homeowners participating in the emergency home repair program, when reactivated, receive HUD brochures on lead-based paint.

Actions taken to reduce the number of poverty-level families. 91.220(k); 91.320(j)

The local organizations in Sierra Vista addressing economic development include the City's office of Economic Development; Arizona Regional Economic Development Foundation, Sierra Vista Industrial Development Authority, Sierra Vista Chamber of Commerce, Cochise College Center for Economic Research, Cochise College Small Business Development Center, Southeastern Arizona Governments Organization, and Arizona@Work. The City continues to subsidize the transit system with general funding to provide an affordable public transportation option to low-income commuters.

Actions taken to develop institutional structure. 91.220(k); 91.320(j)

The City has in place a strong institutional structure necessary to carry out its housing, community and economic development strategies. The City's Community Development Department will administer the CDBG Program.

In conjunction with other City operating departments, the Community Development Department will also implement any public works project proposed by the 2015-2019 Consolidated Plan or any of the Annual Action Plans.

Accordingly, the Community Development Department and the City's non-profit agencies have longstanding ties and an effective delivery system for social services to the youth, persons with special needs and low- and moderate-income residents. The Community Development Department will integrate the public service activities and affordable housing proposed in the Action Plan with these on-going operations.

The City will continue to coordinate with various community groups to determine objectives and goals through the public participation process. These groups play a vital role in implementing the Five-Year Consolidated Plan and the Annual Action Plans, annual Performance Reviews, and any proposed Substantial Amendments. All stakeholders are welcomed and encouraged to participate in the implementation of this Consolidated Plan and Action Plan.

Actions taken to enhance coordination between public and private housing and social service agencies. 91.220(k); 91.320(j)

The City maintains a close relationship with state, regional, and county organizations that assist low- and moderate-income persons as well as those persons experiencing homelessness. The City works closely with local non-profit organizations and actively encourages housing programs for low- and moderate-income persons. The Department of Community Development continues to maintain a positive relationship with the builders, developers, and financial institutions in the region. This collaborative approach will assist in the creation and delivery of effective service delivery programs and affordable housing projects.

Identify actions taken to overcome the effects of any impediments identified in the jurisdictions analysis of impediments to fair housing choice. 91.520(a)

At a regular meeting held on April 14, 2022, the Mayor proclaimed April "Fair Housing Month" and the City Council passed a resolution restating the City's commitment to the principle of fair housing and the necessary actions to affirmatively further fair housing in the City. The City makes literature available to the public on fair housing rights. During PY 2021, no fair housing complaints were reported to the City.

CR-40 - Monitoring 91.220 and 91.230

Describe the standards and procedures used to monitor activities carried out in furtherance of the plan and used to ensure long-term compliance with requirements of the programs involved, including minority business outreach and the comprehensive planning requirements

The City views its monitoring responsibilities as an ongoing process, involving continuing communication, evaluation, and follow-up. The City will continue to hold meetings with stakeholders to gather information on how to improve the program. The City will follow up monitoring activities and policies and procedures as outlined in the ConPlan and Citizen Participation Plan. The annual action planning processes met or exceed HUD requirements for public meetings or public hearings. The City documents any activities it undertakes in fulfilling the CDBG funding requirements.

Public service subrecipients are required to submit monthly reports with information on beneficiaries, expenditures, and program successes. The CDBG projects were monitored for compliance with procurement procedures. Pre-construction meetings were held for the public facility improvement projects undertaken during the program year and on-site interviews were conducted and payroll reports were analyzed for compliance with Davis-Bacon requirements.

Citizen Participation Plan 91.105(d); 91.115(d)

Describe the efforts to provide citizens with reasonable notice and an opportunity to comment on performance reports.

The City is required to make the CAPER available to the public for examination and comment for a 15-day period. The City provided public notice of the 15-day public review period through a display advertisement published in the Sierra Vista Herald on September 25, 2022. The advertisement also publicized the meeting time and location for a public hearing before City Council on October 13, 2022. All City Council meeting agendas are posted at City Hall and on the City's website.

CR-45 - CDBG 91.520(c)

Specify the nature of, and reasons for, any changes in the jurisdiction's program objectives and indications of how the jurisdiction would change its programs as a result of its experiences.

There are no changes to the City's program objectives.

Does this Jurisdiction have any open Brownfields Economic Development Initiative (BEDI) grants?

No

[BEDI grantees] Describe accomplishments and program outcomes during the last year.

CR-45 - CDBG 91.520(c)

Specify the nature of, and reasons for, any changes in the jurisdiction's program objectives and indications of how the jurisdiction would change its programs as a result of its experiences.

There are no changes to the City's program objectives.

Does this Jurisdiction have any open Brownfields Economic Development Initiative (BEDI) grants?

No

[BEDI grantees] Describe accomplishments and program outcomes during the last year.

CR-58 – Section 3

Identify the number of individuals assisted and the types of assistance provided

Total Labor Hours	CDBG	HOME	ESG	HOPWA	HTF
Total Number of Activities	7	0	0	0	0
Total Labor Hours	0				
Total Section 3 Worker Hours	0				
Total Targeted Section 3 Worker Hours	0				

Table 8 – Total Labor Hours

Qualitative Efforts - Number of Activities by Program	CDBG	HOME	ESG	HOPWA	HTF
Outreach efforts to generate job applicants who are Public Housing Targeted Workers					
Outreach efforts to generate job applicants who are Other Funding Targeted Workers.					
Direct, on-the job training (including apprenticeships).					
Indirect training such as arranging for, contracting for, or paying tuition for, off-site training.					
Technical assistance to help Section 3 workers compete for jobs (e.g., resume assistance, coaching).					
Outreach efforts to identify and secure bids from Section 3 business concerns.					
Technical assistance to help Section 3 business concerns understand and bid on contracts.					
Division of contracts into smaller jobs to facilitate participation by Section 3 business concerns.					
Provided or connected residents with assistance in seeking employment including drafting resumes, preparing for interviews, finding job opportunities, connecting residents to job placement services.					
Held one or more job fairs.					
Provided or connected residents with supportive services that can provide direct services or referrals.					
Provided or connected residents with supportive services that provide one or more of the following: work readiness health screenings, interview clothing, uniforms, test fees, transportation.					
Assisted residents with finding childcare.					
Assisted residents to apply for or attend community college or a four-year educational institution.					
Assisted residents to apply for or attend vocational/technical training.					
Assisted residents to obtain financial literacy training and/or coaching.					
Bonding assistance, guaranties, or other efforts to support viable bids from Section 3 business concerns.					
Provided or connected residents with training on computer use or online technologies.					
Promoting the use of a business registry designed to create opportunities for disadvantaged and small businesses.					
Outreach, engagement, or referrals with the state one-stop system, as designed in Section 121(e)(2) of the Workforce Innovation and Opportunity Act.					
Other.	0				

Table 9 – Qualitative Efforts - Number of Activities by Program

Narrative

The 75.50 labor hours were incurred by City of Sierra Vista's in-house landscaping for the Soldier Creek Park Improvements. The total 2,623 hours were incurred for in-house design-399 hours and the 2,224 hours were incurred by the prime and subcontractor for the Eddie Cyr Park Improvements. The section 3 clauses and forms were incorporated in the bid documents when these two projects were advertised. These two projects were awarded to a non-section 3 business contractor.



U.S. Department of Housing and Urban Development
 Office of Community Planning and Development
 Integrated Disbursement and Information System
 CDBG Activity Summary Report (GPR) for Program Year 2021
 SIERRA VISTA

Date: 06-Oct-2022
 Time: 16:08
 Page: 1

PGM Year: 2019
Project: 0001 - Soldier Creek Park Improvements
IDIS Activity: 31 - 2019-Soldier Creek Park Improvements
Status: Completed 10/5/2022 1:36:03 PM
Location: 621 N Garden Ave Sierra Vista, AZ 85635-3817
Objective: Create suitable living environments
Outcome: Availability/accessibility
Matrix Code: Parks, Recreational Facilities (03F) **National Objective:** LMA

Activity to prevent, prepare for, and respond to Coronavirus: No

Initial Funding Date: 09/19/2019

Description:
 Enhance walkway and provide for accessibility, improve driveway access, install electrical service, replace bathrooms, construct pedestrian bridge, general landscape improvements based on priorities established through public consultation process.

Financing

	Fund Type	Grant Year	Grant	Funded Amount	Drawn In Program Year	Drawn Thru Program Year
CDBG	EN	2019	B19MC040517	\$205,491.99	\$25,812.98	\$205,491.99
Total	Total			\$205,491.99	\$25,812.98	\$205,491.99

Proposed Accomplishments

Public Facilities : 600
 Total Population in Service Area: 1,150
 Census Tract Percent Low / Mod: 53.04

Annual Accomplishments

Years	Accomplishment Narrative	# Benefitting
2019	Prepared environmental review record from 10/21/19 to 10/25/19 and also prepared a concept plan from 12/09/19 to 12/13/2019. The in-kind hours actual cost for the ERR and the concept plan preparation is \$3,115.60. rogress.	
2020	The total actual expenditures from July 01, 2020 to June 30,2021 is \$176,563.41. The total actual expenditure for the construction services paid to the prime contractor is \$174,285.10. The total actual expenditure for in-house design is \$1,826.46 and the actual paid for advertising is \$451.85. The construction project is 100% complete as of June 23, 2021. The landscaping portion of the project is in progress. We advertised this project with all the Section 3 forms and provisions but there are no Section 3 primes or subcontractors bid for this project	
2021	The total actual expenditures from July 2021 to June 30, 2022 for landscaping is \$26,133.38. The federal share is \$25,812.98, the local share is \$320.40. The total actual expenditures for the rip rap and other materials is \$ 23,914.65 and the total actual expenditures for the in-kind landscaping hours is \$2,218.73. The grant and project is 100% complete as of June 30, 2022.	



U.S. Department of Housing and Urban Development
 Office of Community Planning and Development
 Integrated Disbursement and Information System
 CDBG Activity Summary Report (GPR) for Program Year 2021
 SIERRA VISTA

Date: 06-Oct-2022
 Time: 16:08
 Page: 2

PGM Year: 2019
Project: 0004 - CDBG Program Administration
IDIS Activity: 34 - 2019-Administration/Planning

Status: Open Objective:
 Location: , Outcome:
 Matrix Code: General Program Administration (21A) National Objective:

Activity to prevent, prepare for, and respond to Coronavirus: No

Initial Funding Date: 09/19/2019

Description:
 One year of CDBG Administration.

Financing

	Fund Type	Grant Year	Grant	Funded Amount	Drawn In Program Year	Drawn Thru Program Year
CDBG	EN	2019	B19MC040517	\$9,305.82	\$1,142.81	\$8,143.84
Total	Total			\$9,305.82	\$1,142.81	\$8,143.84

Proposed Accomplishments

Actual Accomplishments

Number assisted:

	Owner		Renter		Total		Person	
	Total	Hispanic	Total	Hispanic	Total	Hispanic	Total	Hispanic
White:					0	0		
Black/African American:					0	0		
Asian:					0	0		
American Indian/Alaskan Native:					0	0		
Native Hawaiian/Other Pacific Islander:					0	0		
American Indian/Alaskan Native & White:					0	0		
Asian White:					0	0		
Black/African American & White:					0	0		
American Indian/Alaskan Native & Black/African American:					0	0		
Other multi-racial:					0	0		
Asian/Pacific Islander:					0	0		
Hispanic:					0	0		
Total:	0	0	0	0	0	0	0	0
Female-headed Households:					0			



U.S. Department of Housing and Urban Development
Office of Community Planning and Development
Integrated Disbursement and Information System
CDBG Activity Summary Report (GPR) for Program Year 2021
SIERRA VISTA

Date: 06-Oct-2022
Time: 16:08
Page: 3

Income Category:

	Owner	Renter	Total	Person
Extremely Low			0	
Low Mod			0	
Moderate			0	
Non Low Moderate			0	
Total	0	0	0	0
Percent Low/Mod				

Annual Accomplishments

No data returned for this view. This might be because the applied filter excludes all data.



U.S. Department of Housing and Urban Development
 Office of Community Planning and Development
 Integrated Disbursement and Information System
 CDBG Activity Summary Report (GPR) for Program Year 2021
 SIERRA VISTA

Date: 06-Oct-2022
 Time: 16:08
 Page: 4

PGM Year: 2020
Project: 0001 - EDDIE CYR PARK IMPROVEMENTS
IDIS Activity: 36 - 2020-EDDIE CYR PARK IMPROVEMENTS

Status: Completed 10/5/2022 1:33:44 PM
 Location: 1224 North Ave Sierra Vista, AZ 85635-1057

Objective: Create suitable living environments
 Outcome: Availability/accessibility
 Matrix Code: Parks, Recreational Facilities (03F) National Objective: LMA

Activity to prevent, prepare for, and respond to Coronavirus: No

Initial Funding Date: 08/03/2020

Description:
 Construction of parking lot, trail connection and landscaping.

Financing

	Fund Type	Grant Year	Grant	Funded Amount	Drawn In Program Year	Drawn Thru Program Year
CDBG	EN	2020	B20MC040517	\$271,769.00	\$265,766.56	\$271,769.00
Total	Total			\$271,769.00	\$265,766.56	\$271,769.00

Proposed Accomplishments
 Public Facilities : 2,000
 Total Population in Service Area: 1,150
 Census Tract Percent Low / Mod: 53.04

Annual Accomplishments

Years	Accomplishment Narrative	# Benefitting
2020	The total actual expenditures from July 01, 2020 to June 30, 2021 is \$6,002.44. This was spent in preparing the planning and environmental review report and in-kind design.	
2021	The total actual expenditures from July 01, 2021 to June 30, 2022 is \$496,451.21. The total amount charged to B-20-MC-04-0517 is \$265,766.56, the total amount charged to B-21-MC-04-0517 is \$174,486.00. The total federal share is \$440,252.56 and the local share is \$56,198.65. The total in-kind design for this Program Year is \$10,957.65, the total construction is \$481,709.76 and the total other costs is \$3,783.80. The notice to proceed was issued to the prime contractor on 03/16/2022. The project was completed on 05/26/2022.	



U.S. Department of Housing and Urban Development
 Office of Community Planning and Development
 Integrated Disbursement and Information System
 CDBG Activity Summary Report (GPR) for Program Year 2021
 SIERRA VISTA

Date: 06-Oct-2022
 Time: 16:08
 Page: 5

PGM Year: 2019
Project: 0011 - Public Services - Emergency/Crisis Fund - COVID 19 Response Activity
IDIS Activity: 37 - 2019-Emergency Assistance - Covid 19 Response
Status: Open
Location: 750 Bartow Dr Sierra Vista, AZ 85635-1827
Objective: Create economic opportunities
Outcome: Affordability
Matrix Code: Other Public Services Not Listed in 05A-05Y, 03T (05Z)
National Objective: LMC

Activity to prevent, prepare for, and respond to Coronavirus: Yes

Initial Funding Date: 08/18/2020

Description:
 Emergency assistance for COVID-19 response to benefit low and moderate income persons.
Financing

	Fund Type	Grant Year	Grant	Funded Amount	Drawn In Program Year	Drawn Thru Program Year
CDBG	EN	2020	B20MW040517	\$313,198.00	\$59,837.72	\$313,198.00
Total	Total			\$313,198.00	\$59,837.72	\$313,198.00

Proposed Accomplishments

People (General) : 60

Actual Accomplishments

Number assisted:

	Owner		Renter		Total		Person	
	Total	Hispanic	Total	Hispanic	Total	Hispanic	Total	Hispanic
White:	0	0	0	0	0	0	1,408	172
Black/African American:	0	0	0	0	0	0	795	0
Asian:	0	0	0	0	0	0	93	0
American Indian/Alaskan Native:	0	0	0	0	0	0	8	0
Native Hawaiian/Other Pacific Islander:	0	0	0	0	0	0	4	0
American Indian/Alaskan Native & White:	0	0	0	0	0	0	8	0
Asian White:	0	0	0	0	0	0	0	0
Black/African American & White:	0	0	0	0	0	0	58	0
American Indian/Alaskan Native & Black/African American:	0	0	0	0	0	0	2	0
Other multi-racial:	0	0	0	0	0	0	1,166	937
Asian/Pacific Islander:	0	0	0	0	0	0	0	0
Hispanic:	0	0	0	0	0	0	0	0
Total:	0	0	0	0	0	0	3,542	1,109



U.S. Department of Housing and Urban Development
 Office of Community Planning and Development
 Integrated Disbursement and Information System
 CDBG Activity Summary Report (GPR) for Program Year 2021
 SIERRA VISTA

Date: 06-Oct-2022
 Time: 16:08
 Page: 6

Female-headed Households: 0 0 0

Income Category:

	Owner	Renter	Total	Person
Extremely Low	0	0	0	2,608
Low Mod	0	0	0	626
Moderate	0	0	0	289
Non Low Moderate	0	0	0	15
Total	0	0	0	3,538
Percent Low/Mod				99.6%

Annual Accomplishments

Years	Accomplishment Narrative	# Benefiting
2019	The actual expenditure for Program Year 2019 is \$9,975.00.	
2020	The total actual expenditures from July 2020 to June 2021 is \$243,385.28.	
2021	The actual expenditure from July 1,2021 to June 30,2022 is \$59,837.72.	



U.S. Department of Housing and Urban Development
 Office of Community Planning and Development
 Integrated Disbursement and Information System
 CDBG Activity Summary Report (GPR) for Program Year 2021
 SIERRA VISTA

Date: 06-Oct-2022
 Time: 16:08
 Page: 7

PGM Year: 2021
Project: 0004 - EDDIE CYR PARK IMPROVEMENTS

IDIS Activity: 40 - 2021-EDDIE CYR PARK IMPROVEMENTS

Status: Completed 10/5/2022 1:27:09 PM

Objective: Create suitable living environments

Location: 1224 North Ave Sierra Vista, AZ 85635-1057

Outcome: Availability/accessibility

Matrix Code: Parks, Recreational Facilities (03F)

National Objective: LMA

Activity to prevent, prepare for, and respond to Coronavirus: No

Initial Funding Date: 12/09/2021

Description:

Construction of parking lot, trail connections and landscaping.

Financing

	Fund Type	Grant Year	Grant	Funded Amount	Drawn In Program Year	Drawn Thru Program Year
CDBG	EN	2021	B21MC040517	\$174,486.00	\$174,486.00	\$174,486.00
Total	Total			\$174,486.00	\$174,486.00	\$174,486.00

Proposed Accomplishments

Public Facilities : 1,270

Total Population in Service Area: 1,150

Census Tract Percent Low / Mod: 53.04

Annual Accomplishments

Years	Accomplishment Narrative	# Benefitting
2021	The total actual expenditures from July 01, 2021 to June 30, 2022 is \$496,451.21. The total amount charged to B-20-MC-04-0517 is \$265,766.56, the total amount charged to B-21-MC-04-0517 is \$174,486.00. The total federal share is \$440,252.56 and the local share is \$56,198.65. The total in-kind design for this Program Year is \$10,957.65, the total construction is \$481,709.76 and the total other costs is \$3,783.80. The notice to proceed was issued to the prime contractor on 03/16/2022. The project was completed on 05/26/2022.	



U.S. Department of Housing and Urban Development
 Office of Community Planning and Development
 Integrated Disbursement and Information System
 CDBG Activity Summary Report (GPR) for Program Year 2021
 SIERRA VISTA

Date: 06-Oct-2022
 Time: 16:08
 Page: 8

PGM Year: 2021
Project: 0001 - EMERGENCY HOME REPAIR PROGRAM
IDIS Activity: 41 - 2021-EMERGENCY HOME REPAIR PROGRAM
Status: Open
Location: 1011 N Coronado Dr Sierra Vista, AZ 85635-6334
Objective: Create suitable living environments
Outcome: Sustainability
Matrix Code: Rehab; Single-Unit Residential (14A) **National Objective:** LMH

Activity to prevent, prepare for, and respond to Coronavirus: No

Initial Funding Date: 12/09/2021

Description:
 This program assists homeowners in Sierra Vista in making emergency repairs to substandard housing conditions. It is estimated that the City will assist seven or more low-income households make emergency repairs/accessibility improvements to owner occupied dwellings in the city limits.

Financing

	Fund Type	Grant Year	Grant	Funded Amount	Drawn In Program Year	Drawn Thru Program Year
CDBG	EN	2021	B21MC040517	\$50,000.00	\$491.23	\$491.23
Total	Total			\$50,000.00	\$491.23	\$491.23

Proposed Accomplishments

Housing Units : 10

Actual Accomplishments

Number assisted:

	Owner		Renter		Total		Person	
	Total	Hispanic	Total	Hispanic	Total	Hispanic	Total	Hispanic
White:	0	0	0	0	0	0	0	0
Black/African American:	0	0	0	0	0	0	0	0
Asian:	0	0	0	0	0	0	0	0
American Indian/Alaskan Native:	0	0	0	0	0	0	0	0
Native Hawaiian/Other Pacific Islander:	0	0	0	0	0	0	0	0
American Indian/Alaskan Native & White:	0	0	0	0	0	0	0	0
Asian White:	0	0	0	0	0	0	0	0
Black/African American & White:	0	0	0	0	0	0	0	0
American Indian/Alaskan Native & Black/African American:	0	0	0	0	0	0	0	0
Other multi-racial:	0	0	0	0	0	0	0	0
Asian/Pacific Islander:	0	0	0	0	0	0	0	0
Hispanic:	0	0	0	0	0	0	0	0



U.S. Department of Housing and Urban Development
 Office of Community Planning and Development
 Integrated Disbursement and Information System
 CDBG Activity Summary Report (GPR) for Program Year 2021
 SIERRA VISTA

Date: 06-Oct-2022
 Time: 16:08
 Page: 9

Total:	0	0	0	0	0	0	0	0
Female-headed Households:	0		0		0			
<i>Income Category:</i>								
	Owner	Renter	Total		Person			
Extremely Low	0	0	0		0			
Low Mod	0	0	0		0			
Moderate	0	0	0		0			
Non Low Moderate	0	0	0		0			
Total	0	0	0		0			
Percent Low/Mod								

Annual Accomplishments

Years	Accomplishment Narrative	# Benefiting
2021	The actual expenditure from July 01, 2021 to June 30, 2022 is \$491.23. This was spent in preparing the environmental clearance and administration.	



U.S. Department of Housing and Urban Development
 Office of Community Planning and Development
 Integrated Disbursement and Information System
 CDBG Activity Summary Report (GPR) for Program Year 2021
 SIERRA VISTA

Date: 06-Oct-2022
 Time: 16:08
 Page: 10

PGM Year: 2021
Project: 0002 - GOOD NEIGHBOR ALLIANCE KITCHEN REMODEL
IDIS Activity: 42 - 2021-GOOD NEIGHBOR ALLIANCE KITCHEN REMODEL
Status: Open
Location: 420 N 7th St Sierra Vista, AZ 85635-1650
Objective: Create suitable living environments
Outcome: Availability/accessibility
Matrix Code: Homeless Facilities (not operating costs) (03C)
National Objective: LMC

Activity to prevent, prepare for, and respond to Coronavirus: No

Initial Funding Date: 12/09/2021

Description:
 Kitchen Remodel

Financing

	Fund Type	Grant Year	Grant	Funded Amount	Drawn In Program Year	Drawn Thru Program Year
CDBG	EN	2021	B21MC040517	\$18,945.00	\$171.62	\$171.62
Total	Total			\$18,945.00	\$171.62	\$171.62

Proposed Accomplishments

Public Facilities : 330

Actual Accomplishments

Number assisted:

	Owner		Renter		Total		Person	
	Total	Hispanic	Total	Hispanic	Total	Hispanic	Total	Hispanic
White:	0	0	0	0	0	0	0	0
Black/African American:	0	0	0	0	0	0	0	0
Asian:	0	0	0	0	0	0	0	0
American Indian/Alaskan Native:	0	0	0	0	0	0	0	0
Native Hawaiian/Other Pacific Islander:	0	0	0	0	0	0	0	0
American Indian/Alaskan Native & White:	0	0	0	0	0	0	0	0
Asian White:	0	0	0	0	0	0	0	0
Black/African American & White:	0	0	0	0	0	0	0	0
American Indian/Alaskan Native & Black/African American:	0	0	0	0	0	0	0	0
Other multi-racial:	0	0	0	0	0	0	0	0
Asian/Pacific Islander:	0	0	0	0	0	0	0	0
Hispanic:	0	0	0	0	0	0	0	0
Total:	0	0	0	0	0	0	0	0



U.S. Department of Housing and Urban Development
 Office of Community Planning and Development
 Integrated Disbursement and Information System
 CDBG Activity Summary Report (GPR) for Program Year 2021
 SIERRA VISTA

Date: 06-Oct-2022
 Time: 16:08
 Page: 11

Female-headed Households: 0 0 0

Income Category:

	Owner	Renter	Total	Person
Extremely Low	0	0	0	0
Low Mod	0	0	0	0
Moderate	0	0	0	0
Non Low Moderate	0	0	0	0
Total	0	0	0	0
Percent Low/Mod				

Annual Accomplishments

Years	Accomplishment Narrative	# Benefiting
2021	The actual expenditure from July 01, 2021 to June 30, 2022 is \$171.62. This was spent in preparing the environmental clearance.	



U.S. Department of Housing and Urban Development
 Office of Community Planning and Development
 Integrated Disbursement and Information System
 CDBG Activity Summary Report (GPR) for Program Year 2021
 SIERRA VISTA

Date: 06-Oct-2022
 Time: 16:08
 Page: 12

PGM Year: 2021
Project: 0003 - ST VINCENT DE PAUL SOCIETY PARKING AND ACCESSIBILITY IMPROVEMENTS
IDIS Activity: 43 - 2021-ST. VINCENT DE PAUL SOCIETY PARKING AND ACCESSIBILITY IMPROVEMENTS
Status: Open
Location: 616 Bartow Dr Sierra Vista, AZ 85635-1812
Objective: Create suitable living environments
Outcome: Availability/accessibility
Matrix Code: CI Infrastructure Development (17B) **National Objective:** LMA

Activity to prevent, prepare for, and respond to Coronavirus: No

Initial Funding Date: 12/09/2021

Description:
 Paved parking lot for barrier-free access and client safety.

Financing

	Fund Type	Grant Year	Grant	Funded Amount	Drawn In Program Year	Drawn Thru Program Year
CDBG	EN	2021	B21MC040517	\$15,000.00	\$171.62	\$171.62
Total	Total			\$15,000.00	\$171.62	\$171.62

Proposed Accomplishments
 Businesses : 1,270
 Total Population in Service Area: 1,150
 Census Tract Percent Low / Mod: 53.04

Annual Accomplishments

Years	Accomplishment Narrative	# Benefitting
2021	The actual expenditures from July 2021 to June 30, 2022 is \$171.62. This was spent in preparing environmental clearance.	



U.S. Department of Housing and Urban Development
Office of Community Planning and Development
Integrated Disbursement and Information System
CDBG Activity Summary Report (GPR) for Program Year 2021
SIERRA VISTA

Date: 06-Oct-2022
Time: 16:08
Page: 13

Total Funded Amount:	\$1,058,195.81
Total Drawn Thru Program Year:	\$973,923.30
Total Drawn In Program Year:	\$527,880.54



SIERRA VISTA

Count of CDBG Activities with Disbursements by Activity Group & Matrix Code

Activity Group	Activity Category	Open Count	Open Activities Disbursed	Completed Count	Completed Activities Disbursed	Program Year Count	Total Activities Disbursed
Economic Development	CI Infrastructure Development (17B)	1	\$171.62	0	\$0.00	1	\$171.62
	Total Economic Development	1	\$171.62	0	\$0.00	1	\$171.62
Housing	Rehab; Single-Unit Residential (14A)	1	\$491.23	0	\$0.00	1	\$491.23
	Total Housing	1	\$491.23	0	\$0.00	1	\$491.23
Public Facilities and Improvements	Homeless Facilities (not operating costs) (03C)	1	\$171.62	0	\$0.00	1	\$171.62
	Parks, Recreational Facilities (03F)	0	\$0.00	3	\$466,065.54	3	\$466,065.54
	Total Public Facilities and Improvements	1	\$171.62	3	\$466,065.54	4	\$466,237.16
Public Services	Other Public Services Not Listed in 05A-05Y, 03T (05Z)	1	\$59,837.72	0	\$0.00	1	\$59,837.72
	Total Public Services	1	\$59,837.72	0	\$0.00	1	\$59,837.72
General Administration and Planning	General Program Administration (21A)	1	\$1,142.81	0	\$0.00	1	\$1,142.81
	Total General Administration and Planning	1	\$1,142.81	0	\$0.00	1	\$1,142.81
Grand Total		5	\$61,815.00	3	\$466,065.54	8	\$527,880.54



SIERRA VISTA

CDBG Sum of Actual Accomplishments by Activity Group and Accomplishment Type

Activity Group	Matrix Code	Accomplishment Type	Program Year		Totals
			Open Count	Completed Count	
Economic Development	CI Infrastructure Development (17B)	Business	1,150	0	1,150
	Total Economic Development		1,150	0	1,150
Housing	Rehab; Single-Unit Residential (14A)	Housing Units	0	0	0
	Total Housing		0	0	0
Public Facilities and Improvements	Homeless Facilities (not operating costs) (03C)	Public Facilities	0	0	0
	Parks, Recreational Facilities (03F)	Public Facilities	0	6,900	6,900
	Total Public Facilities and Improvements		0	6,900	6,900
Public Services	Other Public Services Not Listed in 05A-05Y, 03T (05Z)	Persons	4,185	0	4,185
	Total Public Services		4,185	0	4,185
Grand Total			5,335	6,900	12,235



SIERRA VISTA

CDBG Beneficiaries by Racial / Ethnic Category

Housing-Non Housing	Race	Total Persons	Total Hispanic		
			Persons	Total Households	
			Total Hispanic	Total Hispanic	
			Persons	Households	
Non Housing	White	1,885	172	0	
	Black/African American	920	0	0	
	Asian	96	0	0	
	American Indian/Alaskan Native	9	0	0	
	Native Hawaiian/Other Pacific Islander	6	0	0	
	American Indian/Alaskan Native & White	9	0	0	
	Asian & White	0	0	0	
	Black/African American & White	71	0	0	
	Amer. Indian/Alaskan Native & Black/African Amer.	2	0	0	
	Other multi-racial	1,187	945	0	
	Total Non Housing		4,185	1,117	0
	Grand Total	White	1,885	172	0
Black/African American		920	0	0	
Asian		96	0	0	
American Indian/Alaskan Native		9	0	0	
Native Hawaiian/Other Pacific Islander		6	0	0	
American Indian/Alaskan Native & White		9	0	0	
Asian & White		0	0	0	
Black/African American & White		71	0	0	
Amer. Indian/Alaskan Native & Black/African Amer.		2	0	0	
Other multi-racial		1,187	945	0	
Total Grand Total			4,185	1,117	0



SIERRA VISTA

CDBG Beneficiaries by Income Category

	Income Levels	Owner Occupied	Renter Occupied	Persons
Non Housing	Extremely Low (<=30%)	0	0	463
	Low (>30% and <=50%)	0	0	97
	Mod (>50% and <=80%)	0	0	30
	Total Low-Mod	0	0	590
	Non Low-Mod (>80%)	0	0	1
	Total Beneficiaries	0	0	591



Program Year 2021
 SIERRA VISTA , AZ

PART I: SUMMARY OF CDBG RESOURCES

01 UNEXPENDED CDBG FUNDS AT END OF PREVIOUS PROGRAM YEAR	293,884.33
02 ENTITLEMENT GRANT	258,431.00
03 SURPLUS URBAN RENEWAL	0.00
04 SECTION 108 GUARANTEED LOAN FUNDS	0.00
05 CURRENT YEAR PROGRAM INCOME	0.00
05a CURRENT YEAR SECTION 108 PROGRAM INCOME (FOR SI TYPE)	0.00
06 FUNDS RETURNED TO THE LINE-OF-CREDIT	0.00
06a FUNDS RETURNED TO THE LOCAL CDBG ACCOUNT	0.00
07 ADJUSTMENT TO COMPUTE TOTAL AVAILABLE	0.00
08 TOTAL AVAILABLE (SUM, LINES 01-07)	552,315.33

PART II: SUMMARY OF CDBG EXPENDITURES

09 DISBURSEMENTS OTHER THAN SECTION 108 REPAYMENTS AND PLANNING/ADMINISTRATION	466,900.01
10 ADJUSTMENT TO COMPUTE TOTAL AMOUNT SUBJECT TO LOW/MOD BENEFIT	0.00
11 AMOUNT SUBJECT TO LOW/MOD BENEFIT (LINE 09 + LINE 10)	466,900.01
12 DISBURSED IN IDIS FOR PLANNING/ADMINISTRATION	1,142.81
13 DISBURSED IN IDIS FOR SECTION 108 REPAYMENTS	0.00
14 ADJUSTMENT TO COMPUTE TOTAL EXPENDITURES	0.00
15 TOTAL EXPENDITURES (SUM, LINES 11-14)	468,042.82
16 UNEXPENDED BALANCE (LINE 08 - LINE 15)	84,272.51

PART III: LOWMOD BENEFIT THIS REPORTING PERIOD

17 EXPENDED FOR LOW/MOD HOUSING IN SPECIAL AREAS	0.00
18 EXPENDED FOR LOW/MOD MULTI-UNIT HOUSING	0.00
19 DISBURSED FOR OTHER LOW/MOD ACTIVITIES	466,900.01
20 ADJUSTMENT TO COMPUTE TOTAL LOW/MOD CREDIT	0.00
21 TOTAL LOW/MOD CREDIT (SUM, LINES 17-20)	466,900.01
22 PERCENT LOW/MOD CREDIT (LINE 21/LINE 11)	100.00%

LOW/MOD BENEFIT FOR MULTI-YEAR CERTIFICATIONS

23 PROGRAM YEARS(PY) COVERED IN CERTIFICATION	PY: 2021 PY: PY:
24 CUMULATIVE NET EXPENDITURES SUBJECT TO LOW/MOD BENEFIT CALCULATION	0.00
25 CUMULATIVE EXPENDITURES BENEFITING LOW/MOD PERSONS	0.00
26 PERCENT BENEFIT TO LOW/MOD PERSONS (LINE 25/LINE 24)	0.00%

PART IV: PUBLIC SERVICE (PS) CAP CALCULATIONS

27 DISBURSED IN IDIS FOR PUBLIC SERVICES	0.00
28 PS UNLIQUIDATED OBLIGATIONS AT END OF CURRENT PROGRAM YEAR	0.00
29 PS UNLIQUIDATED OBLIGATIONS AT END OF PREVIOUS PROGRAM YEAR	0.00
30 ADJUSTMENT TO COMPUTE TOTAL PS OBLIGATIONS	0.00
31 TOTAL PS OBLIGATIONS (LINE 27 + LINE 28 - LINE 29 + LINE 30)	0.00
32 ENTITLEMENT GRANT	258,431.00
33 PRIOR YEAR PROGRAM INCOME	0.00
34 ADJUSTMENT TO COMPUTE TOTAL SUBJECT TO PS CAP	0.00
35 TOTAL SUBJECT TO PS CAP (SUM, LINES 32-34)	258,431.00
36 PERCENT FUNDS OBLIGATED FOR PS ACTIVITIES (LINE 31/LINE 35)	0.00%

PART V: PLANNING AND ADMINISTRATION (PA) CAP

37 DISBURSED IN IDIS FOR PLANNING/ADMINISTRATION	1,142.81
38 PA UNLIQUIDATED OBLIGATIONS AT END OF CURRENT PROGRAM YEAR	0.00
39 PA UNLIQUIDATED OBLIGATIONS AT END OF PREVIOUS PROGRAM YEAR	0.00
40 ADJUSTMENT TO COMPUTE TOTAL PA OBLIGATIONS	0.00
41 TOTAL PA OBLIGATIONS (LINE 37 + LINE 38 - LINE 39 +LINE 40)	1,142.81
42 ENTITLEMENT GRANT	258,431.00
43 CURRENT YEAR PROGRAM INCOME	0.00
44 ADJUSTMENT TO COMPUTE TOTAL SUBJECT TO PA CAP	0.00
45 TOTAL SUBJECT TO PA CAP (SUM, LINES 42-44)	258,431.00
46 PERCENT FUNDS OBLIGATED FOR PA ACTIVITIES (LINE 41/LINE 45)	0.44%



Office of Community Planning and Development
 U.S. Department of Housing and Urban Development
 Integrated Disbursement and Information System
 PR26 - CDBG Financial Summary Report
 Program Year 2021
 SIERRA VISTA , AZ

DATE: 10-06-22
 TIME: 16:05
 PAGE: 2

LINE 17 DETAIL: ACTIVITIES TO CONSIDER IN DETERMINING THE AMOUNT TO ENTER ON LINE 17

Report returned no data.

LINE 18 DETAIL: ACTIVITIES TO CONSIDER IN DETERMINING THE AMOUNT TO ENTER ON LINE 18

Report returned no data.

LINE 19 DETAIL: ACTIVITIES INCLUDED IN THE COMPUTATION OF LINE 19

Plan Year	IDIS Project	IDIS Activity	Voucher Number	Activity Name	Matrix Code	National Objective	Drawn Amount
2021	2	42	6678568	2021-GOOD NEIGHBOR ALLIANCE KITCHEN REMODEL	03C	LMC	\$171.62
					03C	Matrix Code	\$171.62
2019	1	31	6573868	2019-Soldier Creek Park Improvements	03F	LMA	\$23,914.65
2019	1	31	6672963	2019-Soldier Creek Park Improvements	03F	LMA	\$1,898.33
2020	1	36	6598514	2020-EDDIE CYR PARK IMPROVEMENTS	03F	LMA	\$10,195.08
2020	1	36	6601442	2020-EDDIE CYR PARK IMPROVEMENTS	03F	LMA	\$762.57
2020	1	36	6605527	2020-EDDIE CYR PARK IMPROVEMENTS	03F	LMA	\$3,140.91
2020	1	36	6615555	2020-EDDIE CYR PARK IMPROVEMENTS	03F	LMA	\$538.79
2020	1	36	6624586	2020-EDDIE CYR PARK IMPROVEMENTS	03F	LMA	\$186,115.50
2020	1	36	6654511	2020-EDDIE CYR PARK IMPROVEMENTS	03F	LMA	\$65,013.71
2021	4	40	6654513	2021-EDDIE CYR PARK IMPROVEMENTS	03F	LMA	\$174,486.00
					03F	Matrix Code	\$466,065.54
2021	1	41	6678578	2021-EMERGENCY HOME REPAIR PROGRAM	14A	LMH	\$222.36
2021	1	41	6678579	2021-EMERGENCY HOME REPAIR PROGRAM	14A	LMH	\$268.87
					14A	Matrix Code	\$491.23
2021	3	43	6678569	2021-ST. VINCENT DE PAUL SOCIETY PARKING AND ACCESSIBILITY IMPROVEMENTS	17B	LMA	\$171.62
					17B	Matrix Code	\$171.62
Total							\$466,900.01

LINE 27 DETAIL: ACTIVITIES INCLUDED IN THE COMPUTATION OF LINE 27

Report returned no data.

LINE 37 DETAIL: ACTIVITIES INCLUDED IN THE COMPUTATION OF LINE 37

Plan Year	IDIS Project	IDIS Activity	Voucher Number	Activity Name	Matrix Code	National Objective	Drawn Amount
2019	4	34	6615568	2019-Administration/Planning	21A		\$825.57
2019	4	34	6678188	2019-Administration/Planning	21A		\$317.24
					21A	Matrix Code	\$1,142.81
Total							\$1,142.81



PART I: SUMMARY OF CDBG-CV RESOURCES

01 CDBG-CV GRANT	476,457.00
02 FUNDS RETURNED TO THE LINE-OF-CREDIT	0.00
03 FUNDS RETURNED TO THE LOCAL CDBG ACCOUNT	0.00
04 TOTAL AVAILABLE (SUM, LINES 01-03)	476,457.00

PART II: SUMMARY OF CDBG-CV EXPENDITURES

05 DISBURSEMENTS OTHER THAN SECTION 108 REPAYMENTS AND PLANNING/ADMINISTRATION	399,248.00
06 DISBURSED IN IDIS FOR PLANNING/ADMINISTRATION	0.00
07 DISBURSED IN IDIS FOR SECTION 108 REPAYMENTS	0.00
08 TOTAL EXPENDITURES (SUM, LINES 05 - 07)	399,248.00
09 UNEXPENDED BALANCE (LINE 04 - LINE8)	77,209.00

PART III: LOWMOD BENEFIT FOR THE CDBG-CV GRANT

10 EXPENDED FOR LOWMOD HOUSING IN SPECIAL AREAS	0.00
11 EXPENDED FOR LOWMOD MULTI-UNIT HOUSING	0.00
12 DISBURSED FOR OTHER LOW/MOD ACTIVITIES	399,248.00
13 TOTAL LOW/MOD CREDIT (SUM, LINES 10 - 12)	399,248.00
14 AMOUNT SUBJECT TO LOW/MOD BENEFIT (LINE 05)	399,248.00
15 PERCENT LOW/MOD CREDIT (LINE 13/LINE 14)	100.00%

PART IV: PUBLIC SERVICE (PS) CALCULATIONS

16 DISBURSED IN IDIS FOR PUBLIC SERVICES	313,198.00
17 CDBG-CV GRANT	476,457.00
18 PERCENT OF FUNDS DISBURSED FOR PS ACTIVITIES (LINE 16/LINE 17)	65.73%

PART V: PLANNING AND ADMINISTRATION (PA) CAP

19 DISBURSED IN IDIS FOR PLANNING/ADMINISTRATION	0.00
20 CDBG-CV GRANT	476,457.00
21 PERCENT OF FUNDS DISBURSED FOR PA ACTIVITIES (LINE 19/LINE 20)	0.00%



LINE 10 DETAIL: ACTIVITIES TO CONSIDER IN DETERMINING THE AMOUNT TO ENTER ON LINE 10

Report returned no data.

LINE 11 DETAIL: ACTIVITIES TO CONSIDER IN DETERMINING THE AMOUNT TO ENTER ON LINE 11

Report returned no data.

LINE 12 DETAIL: ACTIVITIES INCLUDED IN THE COMPUTATION OF LINE 12

Plan Year	IDIS Project	IDIS Activity	Voucher Number	Activity Name	Matrix Code	National Objective	Drawn Amount
2019	10	38	6403655	2019-Special Economic Development Assistance	18A	LMJ	\$20,000.00
		39	6403657	2019-Microenterprise Assistance	18C	LMCMC	\$66,050.00
	11	37	6404664	2019-Emergency Assistance - Covid 19 Response	05Z	LMC	\$9,975.00
		6452934	2019-Emergency Assistance - Covid 19 Response	05Z	LMC	\$63,872.00	
		6474143	2019-Emergency Assistance - Covid 19 Response	05Z	LMC	\$89,756.64	
		6487056	2019-Emergency Assistance - Covid 19 Response	05Z	LMC	\$29,918.88	
		6507695	2019-Emergency Assistance - Covid 19 Response	05Z	LMC	\$59,837.76	
		6563477	2019-Emergency Assistance - Covid 19 Response	05Z	LMC	\$59,837.72	
		Total					

LINE 16 DETAIL: ACTIVITIES INCLUDED IN THE COMPUTATION OF LINE 16

Plan Year	IDIS Project	IDIS Activity	Voucher Number	Activity Name	Matrix Code	National Objective	Drawn Amount
2019	11	37	6404664	2019-Emergency Assistance - Covid 19 Response	05Z	LMC	\$9,975.00
			6452934	2019-Emergency Assistance - Covid 19 Response	05Z	LMC	\$63,872.00
			6474143	2019-Emergency Assistance - Covid 19 Response	05Z	LMC	\$89,756.64
			6487056	2019-Emergency Assistance - Covid 19 Response	05Z	LMC	\$29,918.88
			6507695	2019-Emergency Assistance - Covid 19 Response	05Z	LMC	\$59,837.76
			6563477	2019-Emergency Assistance - Covid 19 Response	05Z	LMC	\$59,837.72
Total						\$313,198.00	

LINE 19 DETAIL: ACTIVITIES INCLUDED IN THE COMPUTATION OF LINE 19

Report returned no data.

Vista undertook to address the following needs:

USE OF FUNDS

Solider Creek Park Improvements
\$25,812.98
Eddie Cyr Park Improvements
\$440,252.56
Emergency Crisis Fund (COVID-19 Relief)
\$59,837.72
St. Vincent De Paul Parking Lot Improvement
\$171.62
Good Neighbor Alliance Kitchen Remodel
\$171.62
Emergency Home Repair Program
\$491.23
Administration
\$1,142.81

TOTAL
\$527,880.54

City of Sierra Vista's Mayor and City Council will adopt the 2021 CAPER on October 13, 2022, during their Council Meeting at 5:00 PM in the City Council Chambers at Sierra Vista City Hall. The 2021 CAPER will be submitted to the U.S. Department of Housing and Urban Development (HUD) for final approval. Any public comments received will be included in the CAPER and submitted to HUD.

NOTE: It is the policy of the City of Sierra Vista to comply in all respects with the non-discrimination requirements of Title II of the Americans with Disabilities Act and Section 504 of the Rehabilitation Act of 1973. Individuals who require the reports in an alternative format may contact Jill Adams at Jill.Adams@SierraVistaAZ.gov to make their needs known. Please make requests as soon as possible to allow sufficient time to arrange the accommodation. Si necesita ayuda en español para entender este documento, puede solicitarla sin costo adicional, mand un email a Jill.Adams@SierraVistaAZ.gov

Matt McLachlan, Director
Publish: September 25, 2022

PUBLIC NOTICE

PUBLIC NOTICE PUBLIC NOTICE 2021 CDBG CONSOLIDATED ANNUAL PERFORMANCE EVALUATION REPORT NOTICE OF AVAILABILITY AND REPORT SUMMARY

The City of Sierra Vista, Arizona, has prepared its 2021 CDBG Consolidated Annual Performance and Evaluation Report (CAPER). This report describes the activities that took place during the 2021 Program Year (July 1, 2021 – June 30, 2022) using Community Development Block Grant funds. This notice is being published to make citizens aware that a 15-calendar day comment period will begin on September 26, 2022 and will end on October 11, 2022. During this period, copies of the CAPER may be reviewed online at www.sierravistaaz.gov or in person at the following locations:

Department of Community Development
City Hall, 1011 N. Coronado Drive, Sierra Vista, AZ 85635

A public hearing to gather citizens views and comments on activities reported on in the CAPER will be conducted at the following place and time:

City Council Chamber
Sierra Vista City Hall
1011 North Coronado Drive,
Sierra Vista, AZ 85635
October 13, 2022
5:00 P.M.

Written comments on the 2021 CAPER will be accepted through October 11, 2022. Please address your comments to:

Matt McLachlan, Director
Department of Community Development
1011 North Coronado Drive,
Sierra Vista, AZ 85635
(520) 439-2177
Matt.McLachlan@SierraVistaAZ.gov

Report Summary

The CAPER includes an estimate of available resources from private and public sources to address identified needs, a description of priorities and specific objectives that were addressed in the 2021 program year. The CAPER includes a summary of the eligible programs or projects that the City of Sierra Vista undertook to address the following needs:

USE OF FUNDS

Solider Creek Park Improvements
\$25,812.98
Eddie Cyr Park Improvements
\$440,252.56
Emergency Crisis Fund (COVID-19 Relief)
\$59,837.72
St. Vincent De Paul Parking Lot Improvement
\$171.62
Good Neighbor Alliance Kitchen Remodel
\$171.62
Emergency Home Repair Program
\$491.23
Administration
\$1,142.81

TOTAL
\$527,880.54

City of Sierra Vista's Mayor and City Council will adopt the 2021 CAPER on October 13, 2022, during their Council

Meeting at 5:00 PM in the City Council Chambers at Sierra Vista City Hall. The 2021 CAPER will be submitted to the U.S. Department of Housing and Urban Development (HUD) for final approval. Any public comments received will be included in the CAPER and submitted to HUD.

NOTE: It is the policy of the City of Sierra Vista to comply in all respects with the non-discrimination requirements of Title II of the Americans with Disabilities Act and Section 504 of the Rehabilitation Act of 1973. Individuals who require the reports in an alternative format may contact Jill Adams at Jill.Adams@SierraVistaAZ.gov to make their needs known. Please make requests as soon as possible to allow sufficient time to arrange the accommodation. Si necesita ayuda en español para entender este documento, puede solicitarla sin costo adicional, mand un email a Jill.Adams@SierraVistaAZ.gov

Matt McLachlan, Director
Publish: September 25, 2022