

FY2024-2025

PROPOSED BUDGET

JUNE 10, 2024



Sierra Vista
ARIZONA



Agenda



Changes to date from Tentative Budget Book



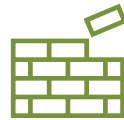
FY25 Revenue



FY25 Debt



FY25 O&M




FY25 Personnel

FY25 Capital

Future Issues




Next Steps





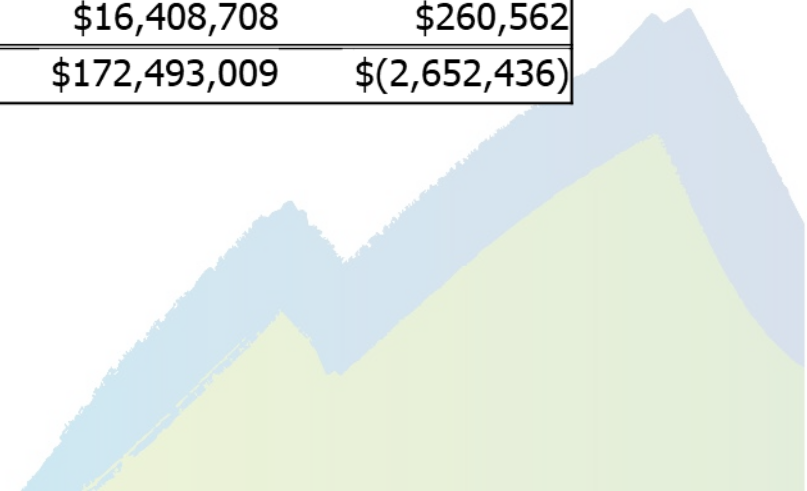
- General Fund
 - Removed NERIS double entry in IT Software – (\$35,000)
 - Removed reduction to IT Office Equipment Maint - \$27,385
 - Increased NERIS Fire Reporting System in IT - \$6,002
 - Added 2% Market Shift in January for FT & PT – \$288,559
 - Recalculated Allocations :
 - Personnel – (\$56,756 more)
 - O&M – \$5,360 less
 - Transfer-In CIF to pay for Fire Station 2 capital – (\$235,550)





Budget By Major Fund

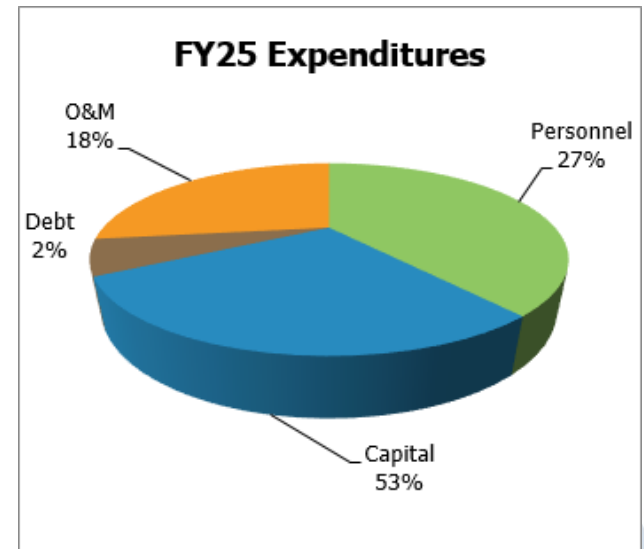
FUND	FY23 BUDGET	FY24 BUDGET	FY25 BUDGET	DIFFERENCE
General Fund	\$50,502,383	\$52,659,313	\$54,735,651	\$2,076,338
HURF	\$62,885,628	\$71,857,506	\$64,695,885	\$(7,161,621)
LTAf	\$7,827,090	\$10,077,123	\$8,112,863	\$(1,964,260)
Airport	\$14,235,466	\$10,373,219	\$12,216,165	\$1,842,946
CIF	\$26,952,195	\$1,137,076	\$3,558,332	\$2,421,256
Sewer	\$5,827,074	\$7,577,321	\$6,913,827	\$(663,494)
Refuse	\$6,072,265	\$5,315,741	\$5,851,578	\$535,837
All Other Funds	\$30,115,593	\$16,148,146	\$16,408,708	\$260,562
Total	\$204,417,694	\$175,145,445	\$172,493,009	\$(2,652,436)





Budget By Expenditure Type

TYPE	AMOUNT
Personnel	\$45,929,507
Operations & Maintenance	\$31,228,950
Capital	\$91,408,076
Debt	\$3,926,476
Total	\$172,493,009






Revenue Summary

	FY23 Budget	FY24 Budget	FY25 Budget	% Change	FY25 % of Total
City Sales Tax	\$25,130,907	\$26,091,913	\$26,914,016	3.2%	15.60%
Property Tax	\$379,068	\$382,261	\$387,167	1.3%	0.22%
Franchise Fees	\$1,400,000	\$1,500,000	\$1,575,000	5.0%	0.91%
Licenses & Permits	\$705,000	\$810,000	\$900,000	11.1%	0.52%
Grants	\$81,454,224	\$79,193,270	\$70,922,800	-10.4%	41.12%
Local Govt. Payments	\$3,226,838	\$3,967,113	\$3,947,231	-0.5%	2.29%
State Shared Revenue	\$21,068,497	\$23,179,596	\$23,162,500	-0.1%	13.43%
Prop 207 Shared Rev	\$228,000	\$228,000	\$310,000	36.0%	0.18%
Health & Accident	\$4,409,500	\$4,409,500	\$4,409,500	0.0%	2.56%
Ambulance Fees	\$2,400,000	\$2,600,000	\$2,900,000	11.5%	1.68%
Public Safety Fees	\$70,000	\$70,000	\$70,000	0.0%	0.04%
GMC Revenues	\$1,490,000	\$2,005,000	\$2,055,000	2.5%	1.19%
Transit Revenue	\$121,400	\$21,400	\$21,400	0.0%	0.01%
Airport Revenues	\$1,020,750	\$1,072,250	\$2,267,500	111.5%	1.31%
Sewer Revenues	\$3,920,427	\$3,975,000	\$4,000,000	0.6%	2.32%
Refuse Revenues	\$4,571,276	\$4,675,000	\$4,700,000	0.5%	2.72%
PRL Revenue	\$814,257	\$1,076,000	\$1,034,700	-3.8%	0.60%
Planning Revenue	\$68,000	\$50,000	\$50,000	0.0%	0.03%
Development Fees	\$0	\$0	\$0	0.0%	0.00%
Investment Income	\$30,000	\$30,000	\$800,000	2566.7%	0.46%
Donations	\$3,378,406	\$2,893,992	\$1,527,965	-47.2%	0.89%
Sale of Fixed Assets	\$120,000	\$120,000	\$120,000	0.0%	0.07%
Notes Payable	\$38,252,419	\$2,216,268	\$1,162,980	-47.5%	0.67%
Carryover	\$8,927,799	\$13,099,619	\$18,154,987	38.6%	10.53%
Misc Revenue	\$1,458,926	\$1,479,263	\$1,100,263	-25.6%	0.64%
Total	\$204,645,694	\$175,145,445	\$172,493,009	-1.5%	100.00%



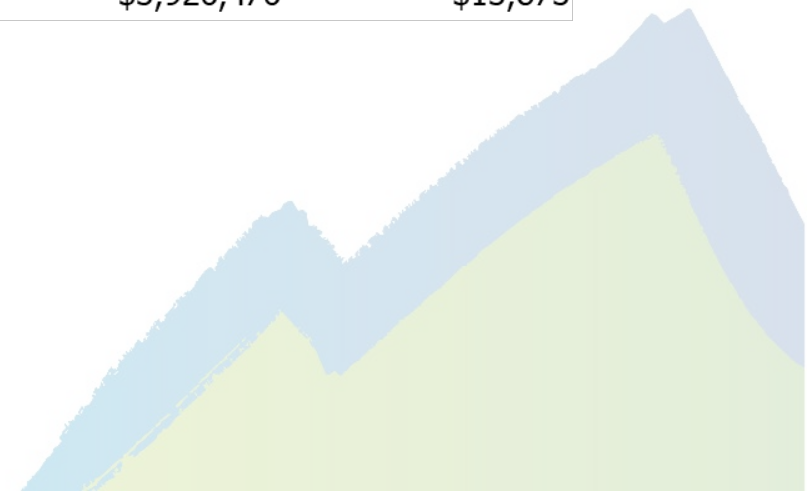
- The City finances certain capital projects, depending on a variety of factors, e.g., type of project, project cost, expected life
- Financing term matches the expected life of the equipment
- Two types of debt:
 - Bonds (long term)
 - Lease purchase (short term)





Debt Service By Fund (Principal & Interest)


FUND	FY2023 BUDGET	FY2024 BUDGET	FY2025 BUDGET	DIFFERENCE
GENERAL	\$121,333	\$-	\$-	\$-
HURF	\$44,085	\$-	\$-	\$-
REFUSE	\$179,373	\$122,700	\$122,700	\$-
SEWER	\$623,023	\$548,196	\$563,582	\$15,386
AIRPORT	\$-	\$-	\$-	\$-
CIF	\$250,000	\$-	\$-	\$-
DEBT SERVICE	\$3,629,081	\$3,241,707	\$3,240,194	\$(1,513)
TOTALS	\$4,846,895	\$3,912,603	\$3,926,476	\$13,873





Outstanding Debt

FISCAL YEAR ENDED	OUTSTANDING DEBT
2015	\$27,735,761
2016	\$23,927,453
2017	\$22,579,802
2018	\$18,703,812
2019	\$15,535,724
2020	\$28,899,200
2021	\$19,638,942
2022	\$18,882,179
2023	\$48,563,510
2024	\$33,756,051
2025	\$29,668,671





Operations & Maintenance (All Funds)

Department	FY23 Budget	FY24 Budget	FY25 Budget	Delta FY24/FY25	% Change
Mayor/Council	\$67,574	\$67,089	\$72,399	\$5,310	7.9%
City Manager	\$1,479,746	\$1,693,394	\$1,104,118	\$(589,276)	-34.8%
Administrative Services	\$2,272,747	\$2,422,258	\$2,653,488	\$231,230	9.5%
Court/Legal	\$328,407	\$207,795	\$347,785	\$139,990	67.4%
General Government	\$5,226,989	\$5,277,988	\$5,502,988	\$225,000	4.3%
Police	\$1,766,953	\$1,816,736	\$2,028,080	\$211,344	11.6%
Fire	\$749,999	\$895,647	\$1,017,605	\$121,958	13.6%
SEACOM	\$450,987	\$428,614	\$538,103	\$109,489	25.5%
Public Works	\$11,877,039	\$14,830,832	\$13,664,146	\$(1,166,686)	-7.9%
MPO	\$409,253	\$1,148,200	\$1,148,200	\$-	0.0%
Parks, Recreation, & Library	\$1,966,034	\$1,796,189	\$2,135,418	\$339,229	18.9%
Community Development	\$711,124	\$540,763	\$692,175	\$151,412	28.0%
Totals	\$27,306,852	\$31,125,505	\$30,904,505	\$(221,000)	-0.7%

Most O&M changes were made to match FY24 actuals or budget

City Manager

- Professional Services: (\$60,000), removed Resource Management Plan funding due to receiving a grant

IT

- Office Equipment Maintenance: \$112,000, new O365 Microsoft licenses
- Software:
 - \$48,502, new NERIS Fire Reporting System
 - (\$20,581), OpenGov Capital Software, 2nd year of contract, initial setup costs removed
 - (\$15,300), Blue Ink Platform, signed a 3-year contract in FY24, no additional costs in FY25
- Specialized Supplies: (\$44,500), fewer requests for end of life PC replacement citywide, majority accomplished in FY24

Finance

- Professional Services: (\$25,000), less carryover for impact fee update due to partial completion in FY24

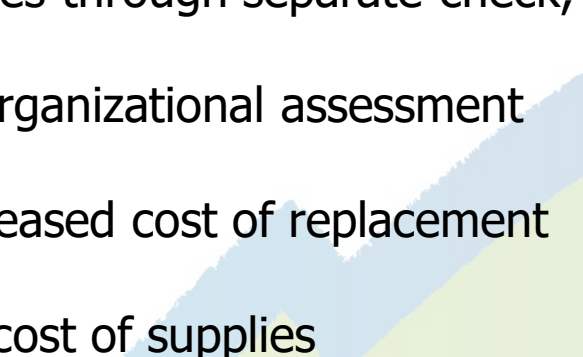
City Clerk

- Professional Services: \$48,000, election services

Marketing & Communications

- Advertising: (\$23,760), to reflect actuals from FY24

Fire

- Uniform Allowance: \$34,500, change to policy, uniform allowance will be issued to employees through separate check, increase reflects the offset to taxes
 - Professional Services: (\$40,000), organizational assessment will be completed in FY24
 - Specialized Supplies: \$16,276, increased cost of replacement equipment
 - EMS Supplies: \$30,000, increased cost of supplies
- 



Significant O&M Changes from FY2024

Engineering

- Professional Services: \$5,000, increase to testing services due to ALLO


Facilities

- Professional Services: \$99,000, increase to HVAC services and included electrical assessments
- Building Maintenance: (\$185,000), new list of maintenance, roof repairs and painting completed in FY24 causing an overall reduction
- Infrastructure Maintenance: (\$691,500), new list of maintenance, Cove pool & tile surface replacement completed in FY24 causing an overall reduction

Fleet

- Fuel: \$20,000, increased cost

Community Development

- Professional Services: \$15,000, increased abatements
- 


Recreation

- Event Supplies: (\$28,500), decrease to West End events, additional supplies purchased in FY24 to be used in FY25 which caused an overall reduction to this line

Parks

- Professional Services: \$20,000, well maintenance
- Infrastructure Maintenance: (\$8,400), replacement items; last year's budget included playground sand, portable bleachers, ADA water fountains, topdressing for Parks, and landscaping rock. FY25's requests also show decreased amounts for sand and ADA water fountains

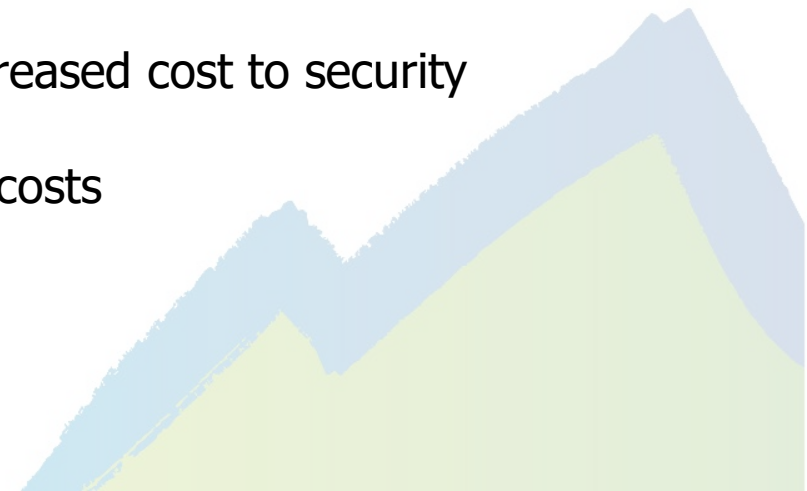
Child & Family

- Land and Building Rental: (\$3,000), program cancellation
 - Recreation Supplies: (\$8,000), program cancellation
- 

Sports

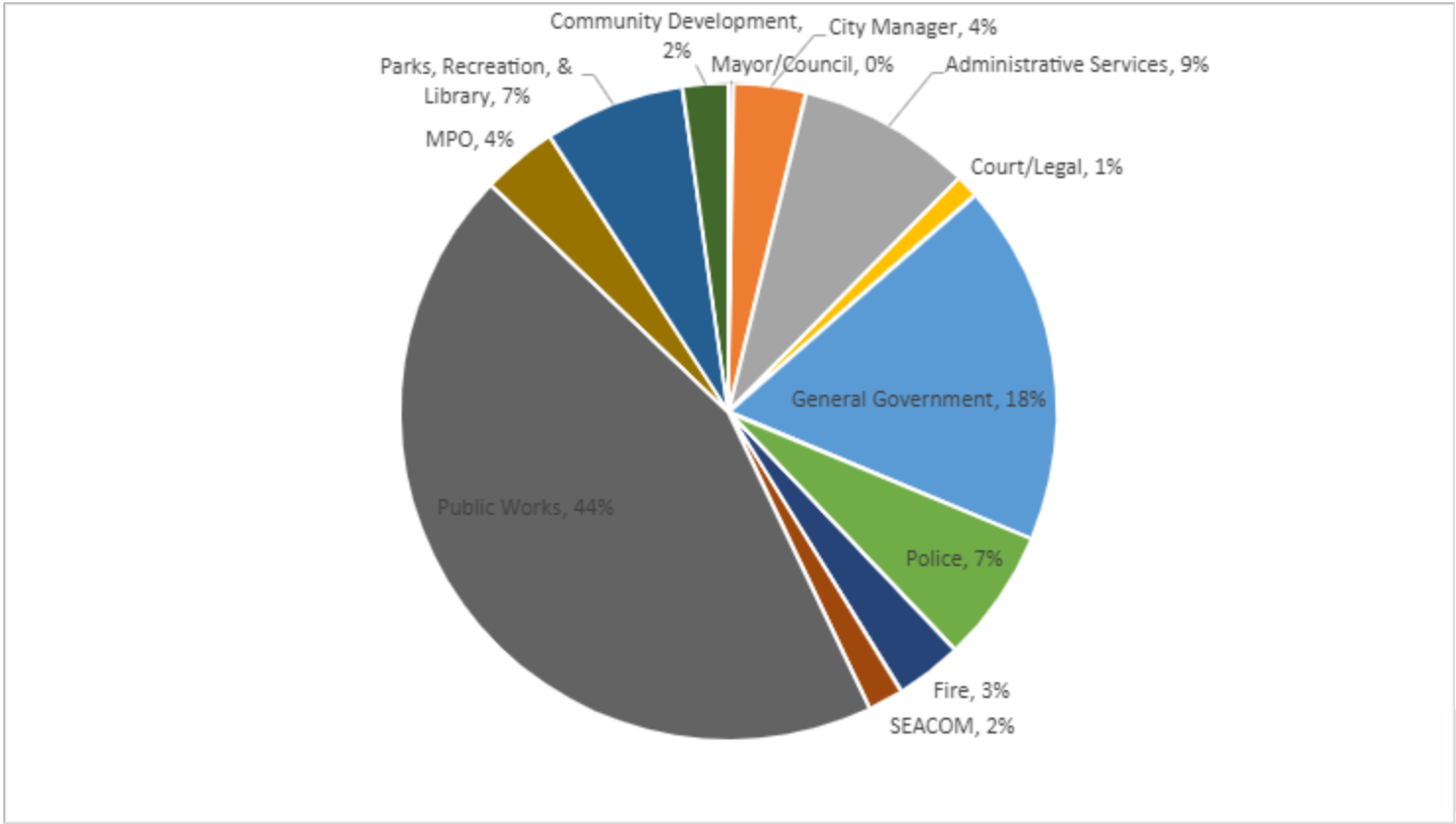
- Professional Services: \$23,500, increased tennis and pickleball contract instructor payments, increased co-sponsored indoor sports contract payments (offset by revenue)
- Recreation Supplies: (\$19,200), concession equipment purchased in FY24 causing an overall decrease to line
- Specialized Supplies: (\$10,000), portable pitching mound, traffic control equipment, and sports field fencing (Stone, Brown, and Roberts) completed in FY24 causing an overall reduction to the line

Library

- Professional Services: \$16,732, increased cost to security contract
 - Office Supplies: \$8,000, increased costs
- 



Operations & Maintenance




O&M Expenditure Total: \$30,904,505




Full Time Positions added*

- 1 Animal Control Assistant - \$49,359
- 1 Graphic Designer - \$60,645
- 2 Facility Maintenance Workers (Fort IGSA) - \$122,200
- 1 Transit Driver - \$49,986
- 1 Police Officer (previous unfunded position) - \$108,891

*amounts include full burden




Reclassification

- City Clerk
 - Admin Secretary to Department Specialist- \$9,087 increase
 - City Clerk reclass - \$9,283
 - Fire
 - Fire Battalion Chief reclass - \$42,127 increase (total for 4 positions)
 - Fire Captain reclass - \$35,230 increase (total for 9 positions)
 - Fire Paramedic Add-Pay - \$71,821 increase (total for 34 positions)
 - Engineering
 - Civil Engineer reclass- \$16,327 increase (total for 2 positions)
 - Transit
 - Part-time to Full-time pay - \$3,228 increase
- 



Retirement Contributions

- PSPRS contribution - \$553,278 increase from FY24
 - Total contribution - \$7,507,937
- ASRS contribution - \$73,715 increase from FY24
 - Total contribution - \$2,144,177

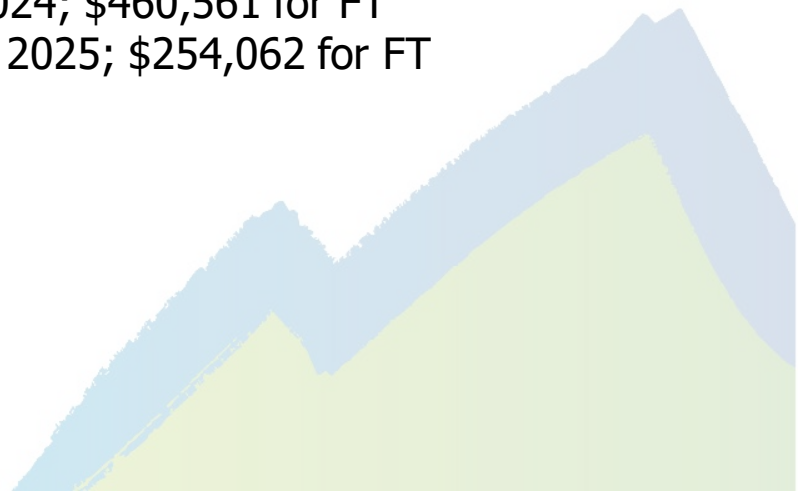




Personnel Costs by Fund

	FY23	FY24	FY25	Change
General	\$32,522,173	\$35,004,283	\$36,536,901	\$1,532,618
HURF	\$1,645,784	\$1,782,250	\$1,868,743	\$86,493
LTAf	\$762,880	\$885,365	\$942,693	\$57,328
Airport	\$83,307	\$88,715	\$92,666	\$3,951
Metropolitan Planning Org	\$243,470	\$253,963	\$253,963	\$-
SEACOM	\$1,987,855	\$1,954,950	\$2,103,466	\$148,516
Sewer	\$1,743,301	\$1,840,862	\$2,038,643	\$197,781
Refuse	\$1,955,967	\$2,037,745	\$2,092,432	\$54,687
Total	\$40,944,737	\$43,848,133	\$45,929,507	\$2,081,374

Change is predominately a result of:
-2% annual step increase in July 2024; \$460,561 for FT
-2% market adjustment in January 2025; \$254,062 for FT
-additional personnel





FY25 Capital Projects

POLICE DEPARTMENT

ITEM/PROJECT	FUND	DEPARTMENT	BUDGETED COST	PAYMENT
ACO EXPANSION	GENERAL	ACO	\$2,050,000	CASH
CHEVY TAHOE (5)	GENERAL	FLEET/PD	\$525,000	CASH
PD OUTFITTING (CARRYOVER)	GENERAL	FLEET/PD	\$178,385	CASH
VHF RADIO SYSTEM (CARRYOVER)	GRANTS	PD	\$350,000	GRANT
BORDER RELATED CRIMES GRANT (CARRYOVER)	GRANTS	PD	\$13,000	GRANT
GRAPPLER (CARRYOVER)	GRANTS	PD	\$70,000	GRANT
PD LICENSE PLATE READER GRANT	GRANTS	PD	\$300,000	GRANT
POLICE EQUIPMENT	PSR	PSR	\$100,000	GRANT
POLICE VEHICLES	PSR	PSR	\$50,000	GRANT

FIRE DEPARTMENT

ITEM/PROJECT	FUND	DEPARTMENT	BUDGETED COST	PAYMENT
FIRE TRUCK 1250 PUMPER 1000GAL DSL	GENERAL	FLEET/FD	\$1,200,000	FINANCE
AMBULANCE (CARRYOVER-3)	GENERAL	FLEET/FD	\$1,074,419	CASH



FY25 Capital Projects

INFORMATION TECHNOLOGY

ITEM/PROJECT	FUND	DEPARTMENT	BUDGETED COST	PAYMENT
FIRE 1 SECURITY CAMERAS	GENERAL	IT	\$26,000	CASH
IT FIREWALL FOR BOTH CITY HALL AND PD	GENERAL	IT	\$44,000	CASH
PW TRAINING ROOM IT AV UPGRADES	GENERAL	IT	\$72,000	CASH
SERVER FOR VIRTUAL DMZ ENVIRONMENT OF NETWORK	GENERAL	IT	\$15,500	CASH
VMP RETRACTABLE MOVIE SCREEN - PAVILION	GENERAL	IT	\$35,500	CASH

FACILITIES

ITEM/PROJECT	FUND	DEPARTMENT	BUDGETED COST	PAYMENT
COVE STRUCTURAL IMPROVEMENTS	GENERAL	FACILITIES	\$50,000	CASH
COVE WATER FEATURE REPLACEMENT	GENERAL	FACILITIES	\$75,000	CASH
PD CARD SCANNERS	GENERAL	FACILITIES	\$35,000	CASH
FIRE STATION 2 BAY DOOR MODIFICATION	GENERAL	FACILITIES	\$75,000	CASH
FIRE STATION 2 PARKING LOT EXPANSION	GENERAL	FACILITIES	\$397,000	CASH



FY25 Capital Projects

COMMUNITY DEVELOPMENT

ITEM/PROJECT	FUND	DEPARTMENT	BUDGETED COST	PAYMENT
CITIZEN SERVE SOFTWARE	GENERAL	CD	\$150,000	CASH

CITY MANAGER

ITEM/PROJECT	FUND	DEPARTMENT	BUDGETED COST	PAYMENT
SPECIAL PROJECT	CIF	CM	\$1,000,000	CASH

SEACOM

ITEM/PROJECT	FUND	DEPARTMENT	BUDGETED COST	PAYMENT
RADIO UPGRADE-SUA II	SEACOM	SEACOM	\$386,000	CASH



FY25 Capital Projects

PARKS

ITEM/PROJECT	FUND	DEPARTMENT	BUDGETED COST	PAYMENT
LEN ROBERTS-LARGE PLAYGROUND REPLACEMENT	GENERAL	PARKS	\$150,000	CASH
LEN ROBERTS-SHADE STRUCTURES	GENERAL	PARKS	\$44,000	CASH
LEN ROBERTS-TOT TURF REPLACEMENT	GENERAL	PARKS	\$55,000	CASH
VMP SHEDS (CARRYOVER)	GENERAL	PARKS	\$75,000	CASH
3/4 TON EXTENDED CAB PICKUP	GENERAL	FLEET/PARKS	\$75,000	CASH
FAB/FRY REDEVELOPMENT (CARRYOVER)	CIF	PARKS	\$120,000	CASH
PUBLIC SEWER MAINLINE EXTENSION OYCC TO DP (CARRYOVER)	CIF	PARKS	\$1,500,000	GRANT/CASH
ROADRUNNER PARK DESIGN (CARRYOVER)	CIF	PARKS	\$173,882	CASH
ROADRUNNER PARK CONSTRUCTION	CIF	PARKS	\$764,450	CASH
GARDEN CANYON LINEAR RESTROOMS (CARRYOVER)	GRANTS	PARKS	\$149,700	GRANT
DISC GOLF IMPROVEMENTS	GRANTS	PARKS	\$50,000	GRANT
PARK STORAGE	GRANTS	PARKS	\$200,000	GRANT
ARCHERY RANGE	GRANTS	PARKS	\$35,000	GRANT



FY25 Capital Projects

AIRPORT

ITEM/PROJECT	FUND	DEPARTMENT	BUDGETED COST	PAYMENT
SPACE PORT LICENSE	AIRPORT	AIRPORT	\$700,000	CASH
AIRPORT MOWER	AIRPORT	AIRPORT	\$9,000	CASH
AIRPORT SWEEPER	AIRPORT	AIRPORT	\$270,000	CASH
203 ACRES/NEPA STUDY & ADMIN FEES (CARRYOVER)	AIRPORT	AIRPORT	\$300,000	CASH
AUTOMATIC WEATHER OBSERVATION STATION (AWOS)	AIRPORT	AIRPORT	\$500,000	CASH
AIRPORT MASTER PLAN UPDATE (CARRYOVER)	AIRPORT	AIRPORT	\$200,000	GRANT
AIRPORT UTILITY INSTALLATION	AIRPORT	AIRPORT	\$7,800,000	GRANT
DCIP-ENVIRONMENTAL STUDY & DESIGN	AIRPORT	AIRPORT	\$315,000	CASH
RECONSTRUCTION PROJCT NEAR SELF-SERVE FUEL	AIRPORT	AIRPORT	\$150,000	GRANT



FY25 Capital Projects

SEWER

ITEM/PROJECT	FUND	DEPARTMENT	BUDGETED COST	PAYMENT
RIVERSTONE GRANT (CARRYOVER)	SEWER	SEWER	\$925,000	CASH
SR90 LAWLEY LINE CONSTRUCTION (CARRYOVER)	SEWER	SEWER	\$480,323	CASH

REFUSE

ITEM/PROJECT	FUND	DEPARTMENT	BUDGETED COST	PAYMENT
SV2144 REFUSE ROLL OFF CONVERSION	REFUSE	REFUSE	\$125,000	CASH
REFUSE CAMERA AND TRACKING SYSTEM	REFUSE	REFUSE	\$30,055	CASH
SV2143 PACKER REBUILD	REFUSE	REFUSE	\$40,000	CASH



FY25 Capital Projects

HURF

ITEM/PROJECT	FUND	DEPARTMENT	BUDGETED COST	PAYMENT
BST EXTENSION AT SR92 (CARRYOVER)	HURF	STREETS	\$2,000,000	CASH
FRY/NORTH GARDEN CONSTRUCTION (CARRYOVER)	HURF	STREETS	\$4,500,000	CASH
MLK RECONSTRUCTION (CARRYOVER)	HURF	STREETS	\$1,205,350	CASH
ANNUAL STREET MAINTENANCE	HURF	STREETS	\$1,500,000	CASH
GPS CULVERT CAMERA	HURF	STREETS	\$35,000	CASH
LIQUID ROAD BUGGY	HURF	STREETS	\$125,000	CASH
BST RECONSTRUCTION PHASE I (CARRYOVER)	HURF	STREETS	\$4,024,265	GRANT
BST RECONSTRUCTION PHASE II	HURF	STREETS	\$25,726,221	GRANT
THEATER DRIVE (CARRYOVER)	HURF	STREETS	\$1,800,000	GRANT
WEST END IMPROVEMENTS	HURF	STREETS	\$20,258,827	GRANT



FY25 Capital Projects

LTAf

ITEM/PROJECT	FUND	DEPARTMENT	BUDGETED COST	PAYMENT
WALMART PAD & OTHER IMPROVEMENTS (CARRYOVER)	LTAf	TRANSIT	\$46,306	GRANT
BUS SHELTER ENHANCEMENT (CARRYOVER)	LTAf	TRANSIT	\$44,538	GRANT
BUS SHELTER ENHANCEMENT (CARRYOVER)	LTAf	TRANSIT	\$100,000	GRANT
BST-PATHWAY CONNECTIVITY PROGRAM (CARRYOVER)	LTAf	TRANSIT	\$987,565	GRANT
SR92-PATHWAY CONNECTIVITY PROGRAM (CARRYOVER)	LTAf	TRANSIT	\$682,573	GRANT
PEDESTRIAN WALKWAY CONNECTION-DESIGN (CARRYOVER)	LTAf	TRANSIT	\$50,000	GRANT
PEDESTRIAN WALKWAY CONNECTION-CON (CARRYOVER)	LTAf	TRANSIT	\$1,278,797	GRANT
CONTRACT MANAGEMENT & LCP TRACKER SOFTWARE (CARRYOVER)	LTAf	TRANSIT	\$60,000	GRANT
CONNECTIVITY & SAFETY PROJECTS (CARRYOVER)	LTAf	TRANSIT	\$2,500,000	GRANT
DOOR INSTALLATION & ADA IMPROVEMENTS	LTAf	TRANSIT	\$25,000	GRANT
SMALL PASSENGER BUSES-2	LTAf	TRANSIT	\$250,000	GRANT
TRANSIT MASTER PLAN (CARRYOVER)	LTAf	TRANSIT	\$200,000	GRANT
B2GNOW SOFTWARE	LTAf	TRANSIT	\$60,000	GRANT
TRANSIT SCHEDULING SOFTWARE & HARDWARE	LTAf	TRANSIT	\$115,420	GRANT

Federal portion – 80%

City portion – 20%



Upcoming Budget Meetings

- June 27 – Tentative Budget adoption
- July 25 – Public Hearing on property tax levy/Final Budget adoption
- August 8 – Tax Levy adoption

